



**SAINT JOSEPH'S UNIVERSITY
2019 BASEBALL
RECORD BOOK**

SAINT JOSEPH'S UNIVERSITY BASEBALL RECORD BOOK

TABLE OF CONTENTS

| | |
|---|-------|
| Saint Joseph's Athletics Staff Directory | 1 |
| Head Coaching Records / Assistant Coaches | 2 |
| All-Time Roster | 3-5 |
| Team Awards / All-Time Hit List / Hawk No-Hitters | 6 |
| Honors and Awards | 7-8 |
| Hall of Fame / Harry Booth Award | 9 |
| Departmental Leaders | 10 |
| Individual Records | 11 |
| Team Records | 12 |
| Offensive Top Tens | 13 |
| Pitching Top Tens | 14 |
| Year-by-Year Results | 15 |
| All-Time Results | 16-23 |
| Hawks Among NCAA Statistical Leaders | 20 |
| All-Time Record by Opponent | 23 |

SAINT JOSEPH'S ATHLETICS STAFF DIRECTORY

| | | | |
|--|-------------------|--|-------------------|
| Athletic Director | Jill Bodensteiner | Director of Sports Medicine | Lori Sweeney |
| | 610-660-1707 | | 610-660-1699 |
| Senior Associate Athletic Director | Jim Brown | Head Athletic Trainer | Bill Lukasiewicz |
| | 610-660-1726 | | 610-660-3234 |
| Senior Associate Athletic Director, Student Experience | Renie Shields | Director of Strength and Conditioning | Brian Bingaman |
| | 610-660-2584 | | 610-660-2234 |
| Associate Athletic Director/Facilities | Al Pendleton | Director of Marketing & Broadcast Services | Joe Lunardi |
| | 610-660-3292 | | 610-660-1221 |
| Assoc. AD/Marketing & Corporate Partnerships | Tim Curran | Assoc. Director of Athletic Communications | Jack Jumper |
| | 610-660-1702 | | 610-660-3389 |
| Associate Athletic Director/Communications | Marie Wozniak | Asst. Director of Athletic Communications | Joe Greenwich |
| | 610-660-1727 | | 610-660-1738 |
| Assistant Athletic Director/Facilities | Joe DeLacy | Asst. Director of Athletic Communications | Nikki Philpot |
| | 610-660-1720 | | 610-660-2601 |
| Assistant Athletic Director/Compliance | Ken Krimmel | Equipment Manager | Xaviar Dantzler |
| | 610-660-1729 | | 610-660-1767 |
| Assistant AD/Recreation & Intramurals | Corey Shannon | Faculty Athletics Representative | Dr. Stephen Porth |
| | 610-660-3052 | | 610-660-1638 |
| Associate Vice President – Athletic Development | Katie Shields | Athletic Office Phone | 610-660-1707 |
| | 610-660-1231 | Athletic Office Fax | 610-660-1716 |
| Director of Educational Support Services | Janet Greder | Athletic Communications Fax | 610-660-1724 |
| | 610-660-1728 | | |

2018 SAINT JOSEPH'S BASEBALL STAFF

| | |
|--|---|
| Head Coach | Fritz Hamburg 610-660-1718 chamburg@sju.edu |
| Assistant Coach | Ryan Wheeler 610-660-2592 rwheeler@sju.edu |
| Assistant Coach | Pete O'Hara 610-660-1704 pohara@sju.edu |
| Volunteer Assistant Coach | Greg Manco gmanco@sju.edu |
| Athletic Communications Contact | Joe Greenwich 610-660-1738 jgreenwi@sju.edu |

WHY S-A-I-N-T JOSEPH'S UNIVERSITY?

The corporate title "S-a-i-n-t" Joseph's University, which has been in place since Saint Joseph's was granted university status by the Commonwealth of Pennsylvania in 1979, is now the public title of the institution for all aspects of its operations. Previously, the abbreviation "St." Joseph's University was permitted in a number of alumni and athletic contexts.

The vast majority of academic and government publications have referred to Saint Joseph's University since at least 1986, as have most campus references with the exception of athletics. However, a university-wide "image campaign" has revealed the need to clarify this policy both internally and externally.

According to the most recent edition of the Higher Education Directory, there are at least nine recognized "St. Joseph's" among the nation's colleges and universities. Only one of them – Saint Joseph's University in Philadelphia – is a university-level, Master's I, NCAA Division I institution. A complete spelling of Saint Joseph's University in all contexts will help eliminate any confusion among higher education and other public constituencies.

Style information for print, electronic and digital media is available. It includes accepted abbreviations of the corporate name (e.g., "SJU" or "St. Joe's" in headlines or certain informal references) as well as prohibited usages (e.g., partial abbreviations such as "St. Joseph's" or "Saint Joe's").

Please direct any questions to the Office of University Communications at (610) 660-1222.

ON THE COVER

Left: Jamie Moyer '85, one of three Hawks to reach the Major Leagues. He pitched in the majors for 25 years, and his number 10 is the lone retired number in program history.
Right: Kyle Mullen '13, who set all-time program records in wins, strikeouts, and innings pitched.

COACHING RECORDS

HEAD COACHING RECORDS*

| COACH | SEASONS | YEARS | WON | LOST | TIED | PCT. |
|-----------------|-----------|---------------------|--------------|--------------|-----------|-------------|
| Vince Mallon | 2 | 1946-47 | 6 | 17 | 0 | .261 |
| Pep Young | 8 | 1948-55 | 48 | 69 | 1 | .411 |
| Jack Ramsay | 3 | 1956-58 | 19 | 33 | 0 | .365 |
| Al Brancato | 6 | 1959-64 | 38 | 68 | 3 | .362 |
| Harry Booth ** | 10 | 1965-74 | 140 | 80 | 5 | .633 |
| Barry Kirsch | 6 | 1975-80 | 88 | 82 | 1 | .518 |
| George Bennett | 4 | 1981-84 | 68 | 53 | 3 | .560 |
| Mike Creciun | 2 | 1985-86 | 18 | 50 | 1 | .268 |
| Chris Loschiavo | 10 | 1987-96 | 184 | 264 | 5 | .412 |
| Jim Ertel | 8 | 1997-2004 | 142 | 265 | 5 | .351 |
| Shawn Pender | 3 | 2005-07 | 41 | 116 | 0 | .261 |
| Lee Saverio | 1 | 2008 | 18 | 34 | 0 | .346 |
| Fritz Hamburg | 10 | 2009-present | 235 | 267 | 1 | .468 |
| TOTAL | 73 | 1946-present | 1,045 | 1,398 | 25 | .428 |

* – Since World War II. Saint Joseph's did not field a baseball team from 1931-45. Records from 1910-30 are incomplete. The information that is available can be found on page 15.


** – Harry Booth and Marty Pollock were co-head coaches in 1970 and 1971. See page 15 for more information.

ALL-TIME COACHING WINS LEADERS

1. Fritz Hamburg (10 seasons) 235
2. Chris Loschiavo (10 seasons) 184
3. Jim Ertel (8 seasons) 142
4. Harry Booth (10 seasons) 140
5. Barry Kirsch (6 seasons) 88



Fritz Hamburg




Chris Loschiavo



Jim Ertel



Harry Booth



Barry Kirsch

ALL-TIME SJU ASSISTANT COACHES

| | | | | | |
|----------------------|---------|-------------------|----------------|-----------------|------------------|
| Matt Allison | 2013-18 | Jon Dijamco | 2008-09 | Pete O'Hara | 2018-present |
| Aaron Barras | 2007-08 | Fred Ehrmann | 1989-90 | Marty Pollock | 1972-74 |
| Al Brancato | 1955-58 | Jim Ertel | 1987-96 | Alex Pracher | 2013 |
| Joe Calfapietra | 1994 | Jacob Gill | 2009-12 | Ernie Quatrani | 1975-78 |
| Marty Carey | 1999 | Tim Gunn | 2006-07 | Kevin Sharp | 2004-05 |
| Dick Carter | 1965-68 | Nick Hill | 2016-17 | Jack Stanczak | 1997-03 |
| Matt Collins | 1995-96 | Gerry Hunsicker | 1974 | Rick Taylor | 1981-84 |
| Rich Coletta | 2005-06 | Ken Krsolovic | 1987-03 | Joe Tremoglie | 2001-04, 2011-12 |
| Mike Cooper | 1981-84 | Paul Lepree | 1985-86 | David Valesente | 2014-15 |
| Howard Craft | 1985 | Chris Loschiavo | 1986 | Kyle Werman | 2013-2014 |
| Ralph Dell'Arciprete | 1985 | Ed Lowery | 1984 | Ryan Wheeler | 2015-present |
| Mike DeLorenzo | 2004 | Greg Manco | 2005-12 | | |
| Joe DiAngelo | 1975-80 | John Nace | 1960 | | |

• Includes seasons prior to 2019 •

ALL-TIME ROSTER

A

| | |
|------------------|---------------------|
| Chris Abruzzo | 1986-88 |
| Lou Adelmann | 1955 |
| Frank Agovino | 1990-92 |
| Steve Alemi | 1974-77 |
| Bill Anderson | 1984-87 |
| Chris Andreoli | 1992 |
| Brian Anecharico | 2002-06 |
| Rob Anne | 1991-94 |
| Ron Aron | 1985 |
| Jake Artz | 2018-present |
| Tom Atkinson | 1956-58 |
| Justin Aungst | 2015-18 |
| Ed Avena | 1959-61 |
| Mike Aylmer | 1998-99 |

B

| | |
|-------------------|---------------------|
| Nick Baldasari | 2002-05 |
| Matt Barnathan | 2007-10 |
| Bob Barr | 1950 |
| Don Barr | 1950-52 |
| John Barth | 1968-70 |
| Tom Baschoff | 1982-85 |
| Joe Basile | 1986 |
| Chris Bauer | 1994 |
| Jerry Benetatos | 1967-69 |
| Bob Bell | 1960-62 |
| Liam Bendo | 2018-present |
| Tom Bennett | 1987, 89 |
| Ed Berryman | 1982-85 |
| William Bevlock | 1950 |
| Rich Bianchi | 1968-70 |
| Rick Bickhardt | 1986-89 |
| Francis Bisio | 1960 |
| Bill Black | 1994-97 |
| Joe Black | 1989 |
| Mike Blahusch | 2005-09 |
| John Blake | 1951 |
| John Blasberg | 1988 |
| Bob Blumberg | 1973-76 |
| John Bodalski | 1983 |
| Rich Bogle | 1965-67 |
| Harry Booth | 1960-62 |
| Edward Borkowski | 1959-60 |
| Mike Borski | 1973-75 |
| Steve Bosken | 1987-89 |
| Taylor Boyd | 2014-17 |
| Jim Boylan | 1998-01 |
| Mike Boyland | 2007-10 |
| Pace Bradshaw | 1999-02 |
| Mike Brady | 1985-86 |
| Al Braun | 2002-05 |
| William Brendley | 1959 |
| Jim Brennan | 1954-55 |
| Joe Brennan | 1952 |
| Tim Brennan | 2016-18 |
| Bob Bretschneider | 1966 |
| Tim Brill | 1975-77 |
| Bob Brown | 1966-68 |

| | |
|------------------|-------------|
| Bryan Brown | 2002-03, 05 |
| Mike Brown | 2010-12 |
| John Brue | 2013-16 |
| Bill Bryers | 1948-49 |
| Frank Brzozowski | 1959 |
| Matt Buccheri | 2011 |
| Pat Campbell | 1996-97 |
| Eugene Buechele | 1959-60 |
| Bill Burke | 1969 |
| Kevin Burum | 2010-13 |
| Lou Busico | 1957 |
| John Butz | 1964-66 |
| Mike Bylone | 1988-90 |

C

| | |
|----------------------|---------------------|
| Thomas Cairns | 1950 |
| Rich Caloiero | 2000-01 |
| Mike Camac | 1994-97 |
| Jim Campana | 1953-54 |
| John Campbell | 1963-64 |
| Pat Campbell | 1981 |
| Nick Cantwell | 1955-57 |
| Ron Capone | 1961-62 |
| Vince Capone | 2018 |
| Joe Capriotti | 1987-90 |
| Andy Cardamone | 1996-99 |
| Marty Carey | 1990-93 |
| Shane Carey | 2010-13 |
| Nick Carlini | 1996-97 |
| Chris Carmolingo | 1988, 90-91 |
| David Carr | 1985-86 |
| Tom Carrig | 1964 |
| Joseph Carroccio | 1961 |
| Steve Carroll | 1995 |
| Jordan Carter | 2011-14 |
| Martin Casey | 1956-57 |
| Chris Cashman | 2006-08 |
| Jack Cashman | 1964 |
| Jim Cassidy | 1946-47 |
| Tim Cavanaugh | 2018-present |
| Joe Cellini | 1964-65 |
| Joe Ceremsak | 1955, 57 |
| Dom Chiango | 1959-60 |
| Mike Christie | 1991 |
| Joe Cirigliano | 1990-93 |
| Anthony Cirillo | 2010-13 |
| Jamie Clancy | 1996-99 |
| Don Clifford | 1950-51 |
| Jim Clouser | 1968-70 |
| Jim Cobb | 1982-84 |
| Mike Coffey | 1980-81 |
| Charles Cogan | 1961-63 |
| Charlie Coghlin | 2015-16 |
| Bill Cole | 1991 |
| Mike Coleman | 2008-11 |
| Rich Coletta | 1989-92 |
| C.J. Collins | 1994 |
| Matt Collins | 1991-94 |
| Mike Collins | 1992-96 |

Charlie Concannon 2016-present

| | |
|----------------------|---------------------|
| Brian Connolly | 1999 |
| Jerry Connors | 1963-65 |
| Chris Conte | 1980-81 |
| Bob Coogan | 1948-50 |
| Joe Cook | 2007-11 |
| Mike Corkery | 1997 |
| Pat Corsaro | 1955-56 |
| Gene Corson | 1950 |
| Steve Cortale | 1996 |
| Ralph Costa | 1957 |
| Steve Courtin | 1963 |
| Tim Craig | 2011-14 |
| Harry Crossen | 1957 |
| Jim Crosson | 1959-60 |
| Charles Crowley | 1950 |
| Ryan Cuccinelli | 2008-09 |
| Joe Cunningham | 1964 |
| Tommy Cunningham | 2012-14 |
| Dominic Cuoci | 2015-present |
| Matt Cuppari | 2017-present |
| Jim Currie | 1957 |

D

| | |
|-----------------------|---------------------|
| Mike Dalsey | 1963-65 |
| Sean Daly | 1997 |
| Mark D'Amato | 1984-85 |
| Tony "Ralph" D'Angelo | 1956 |
| Keith Davis | 1985-87 |
| Chris Carmolingo | 2004-05 |
| Tim Dean | 1986-89 |
| Bill DeAngelis | 1966-68 |
| Vince DeFilippo | 1954 |
| Reggie DeCarlo | 1962-64 |
| Bill DelCampo | 1956-58 |
| Jim DelFidio | 1981 |
| Anthony DelGaudio | 2002-03 |
| Ralph Dell'Arciprete | 1977-80 |
| John DelMonte | 1977-79 |
| Mike Delorenzo | 2001-03 |
| Ken DelRossi | 1980 |
| Bob Del Vesco | 1994 |
| Ed Dempsey | 1980-83 |
| Tony Denicole | 1953 |
| Andy Denicole | 1951-54 |
| Keith DeStefano | 1985-88 |
| Ryan Devine | 2018-present |
| Pat Devlin | 1992-93 |
| Tom Devlin | 1955-56 |
| Mike DeVincentis | 1997-01 |
| Zach DeVincenzo | 2014-17 |
| Rob Dick | 1983 |
| Ron Dick | 1982 |
| Bob Didyoung | 1950-51 |
| Jerry Didyoung | 1953-55 |
| Domenic DiFlorio | 1950 |
| Matt DiGirolamo | 2002 |
| Jon Dijamco | 2006 |
| Don DiJulia | 1965 |


| | |
|-------------------------|---------------------|
| Joe DiNubile | 2001-04 |
| Dan DiOrio | 2009-11 |
| Doug DiSandro | 2007-10 |
| Rob DiSandro | 2010 |
| Jordan DiValerio | 2017-present |
| Mark Dolaghan | 2007-08 |
| Tom Donahue | 1987 |
| Mickey Donovan | 1973 |
| Kevin Dougher | 2000-03 |
| Ed Dougherty | 1956-58 |
| Jim Dougherty | 1960-61 |
| Bob Doyle | 1950-51 |
| Mike Dubois | 1985-87 |
| Hank Dudek | 1948-49 |
| Mike Duffin | 1992-95 |
| Joe Dugan | 1997-00 |
| Lou Dunkle | 1961-62 |
| Greg Dunn | 1978 |
| Kevin Durant | 1988-91 |

E

| | |
|-----------------|---------|
| John Eckley | 1978-80 |
| Craig Eddinger | 1972-75 |
| Brian Edgington | 2018 |
| Pat Edmondson | 1959-60 |
| Fred Ehrmann | 1987-88 |
| Matt Ekker | 1989 |
| Earl Emerson | 1977-78 |
| Kurt Engelbert | 1957 |
| Chuck Ercole | 1978-81 |
| Greg Ercole | 1984 |

F

| | |
|----------------------|---------------------|
| Denny Fabian | 1966-68 |
| Terry Fallon | 1973-75 |
| Ray Fanning | 1991-94 |
| Quentin Farr | 2007-10 |
| Dominic Favazza | 2008-11 |
| Steve Feeney | 1988-91 |
| Frank Ferrara | 1988 |
| Jackson Fiala | 2018-present |
| Sean Finnegan | 1983-84 |
| Frank Fiorelli | 1992-95 |
| Doug Fischer | 1999-00 |
| Joe Fitzpatrick | 1946-47 |
| Jim Flanagan | 1971 |
| Jonathon Flynn | 1997 |
| Kevin Flynn | 1983, 85 |
| Collin Forgey | 2013-14 |
| Steve Frank | 1988-91 |
| Joe Frattone | 1990-91 |
| Jim Freeman | 1946-49 |
| Scott Fremont | 1999-03 |
| Howard Friel | 1974 |
| Tom Froio | 1970-73 |
| Chris Furman | 1979 |



From left: Assistant coaches Gerry Hunsicker and Marty "Peanuts" Pollock, captain Joe Spiecker, and head coach Harry Booth led the 1974 Hawks to the MAC Championship and the NCAA Tournament. Booth was enshrined in the Saint Joseph's Athletics Hall of Fame in 2006, while Hunsicker is currently the Senior Advisor in the Baseball Operations department for the Los Angeles Dodgers.

ALL-TIME ROSTER

| | |
|-------------------------|---------------------|
| G | |
| Matt Gabrielski | 2005-06 |
| Jack Gaffney | 1964-66 |
| Mike Galetta | 2008 |
| Gene Gallagher | 1955 |
| Tom Gallagher | 1979-82 |
| Tony Gallo | 1980 |
| Jack Gallop | 1953-56 |
| Glenn Gamler | 1982-84 |
| Gus Ganoudis | 1973-76 |
| John "Russell" Gant | 1970 |
| Joseph Garbely | 1960 |
| Dennis Garvey | 1984-85 |
| Mike Garvey | 1980-82 |
| Scott Gehringer | 2001-02 |
| Mike Gentile | 2004-07 |
| Phil Gerretsen | 1997-99 |
| Mike Gers | 2006-07, 09 |
| Marc Giacalone | 2015-18 |
| Tom Gibson | 1998-01 |
| Matt Gilbert | 2005 |
| Scott Gilbert | 1983 |
| Scott Gilbert | 1984-85, 87-88 |
| James Gill | 1970 |
| Charlie Gilligan | 1946-47 |
| Mel Gindin | 1962, 64 |
| Kevin Gladstone | 1999 |
| Gene Glavin | 1951 |
| Joe Gleason | 1976-78 |
| John Glodek | 1963, 65-66 |
| Stan Glowacki | 1956-57 |
| Justin Godusky | 1999-02 |
| Matt Godusky | 2004-07 |
| Tom Goetzinger | 1995 |
| John Goheen | 1950-51 |
| Herman Goldner | 1956 |
| Mike Gollnick | 1992-94 |
| Mike Gondos | 1996-99 |
| Wayne Gordon | 1981 |
| Joey Gorman | 2013-17 |
| Tom Gosselein | 1987-88 |
| Joe Gothie | 1961-63 |
| Joe Grace | 1965-67 |
| Jack Granahan | 1960 |
| Gino Grieco | 1990 |
| Joel Grimshaw | 2004-06 |
| Garth Groman | 1980-82 |
| Vince Gulieni | 1963 |
| Nuri Gunes | 2011-12 |
| Tim Gunn | 1998-01 |
| H | |
| Ned Hagen | 1994 |
| Joe Hall | 1956-58 |
| Jason Hamilton | 1991-93 |
| Larry Hamrick | 1973 |
| Tom Hannigan | 1950 |
| Jim Harding | 1946-49 |
| Roger Harrington | 1965-67 |
| James Harrity | 2013-15 |
| Brian Hartsell | 2007-10 |
| Matt Haskins | 2013-15 |
| Mike Hauer | 1990-91 |
| Chris Heck | 1996-97 |
| Dan Hefton | 1995-97 |
| Andrew Heineman | 2005-06 |
| Fred Heinkel | 1979-82 |
| Francis "Fritz" Henrich | 1916-19 |
| Dan Henry | 2004 |
| Joseph Herrman | 1959 |
| Jason Hessler | 2005-08 |
| Kevin Higgins | 1998 |
| Mark Higgins | 1986-89 |
| Chris Hildreth | 2005-09 |
| Tom Hinkle | 1965-67 |
| Ryan Hoagey | 2002-05 |
| Jim Hoban | 1988 |
| Bob Hoffman | 1984 |
| Henry Hoffmann | 1959 |
| Jason Holcomb | 2013-16 |
| A.J. Holland | 2009-11 |
| Erik Holman | 2002-03 |
| Joe Homyak | 1950-53 |
| Rich Horan | 1975-77 |
| Al Horn | 1967 |
| Gil Howard | 1988-91 |
| Al Hummel | 1965-66 |
| Brendan Hueth | 2018-present |
| Chris Hueth | 2011-14 |
| Gerry Hunsicker | 1970-72 |
| Bob Hurley | 1960 |
| Gerry Hurley | 1974-77 |
| Joe Hurley | 1948-49 |
| I | |
| Jake Iampietro | 2003-05 |
| Mark Imbo | 2005-08 |

| | |
|----------------------------|---------------------|
| Kevin Ingham | 1987-90 |
| Randy Irwin | 1981-82 |
| J | |
| Gary Jackson | 1967-69 |
| Cal Jadacki | 2014-17 |
| Jeremy Jakubowski | 2005-08 |
| Ralph Jedlicka | 1999-01 |
| Jed Johnson | 1993-96 |
| Tim Johnson | 2017-present |
| Mike Jones | 1987-88 |
| Spencer Judge | 2011-14 |
| George Jurosky | 1953 |
| Gerry Jurosky | 1956-57 |
| K | |
| Stefan Kancylarz | 2012-15 |
| Mike Kane | 1948-49 |
| Bob Karlowicz | 1971-72 |
| Doug Keagle | 2004 |
| Bob Kelly | 1954-55 |
| Bob Kelly | 1974 |
| Jack Kelly | 1970-72 |
| Jim Kelly | 1973 |
| Jim Kelly | 1999-00, 02 |
| Rich Kelly | 1968 |
| Ryan Kelly | 2014-18 |
| Ryan Kemp | 2009-11 |
| Jim Kennedy | 1989 |
| Matt Kennedy | 2018-present |
| Brian Kenny | 1994-97 |
| Kevin Kirkby | 1998-01 |
| Kevin Kline | 1995-97 |
| Randy Koch | 1974-77 |
| Tim Koch | 1984-86 |
| Matt Koerick | 2006-07 |
| Brett Kolianni | 2011-13 |
| John Kokol | 2000-03 |
| Dick Kollhoff | 1959-61 |
| Norm Kraft | 1969-71 |
| Kevin Kratochwill | 2011-14 |
| Matt Kress | 2015 |
| Craig Kriebel | 1980-83 |
| Robert Kriner | 1962 |
| Greg Kumpel | 2010-13 |
| L | |
| Brandon Labrozzi | 2004 |
| Ed Laird | 1963-64 |
| Tony Lally | 1946-49 |
| Dom Lamberto | 1980-82 |
| Dave Landers | 1969-71 |
| Dan Larocco | 1969 |
| Joe Latrechiano | 1967-69 |
| Brian Lau | 2014-17 |
| Danny Lauer | 1993-96 |
| Michael Lauk | 1984 |
| Shawn Lavin | 1992 |
| Joe Lawlor | 1977 |
| Braedon Lawson | 2014 |
| Thomas Leggett | 1959 |
| Dave Leggieri | 1986-89 |
| Graham Leib | 2016-17 |
| Kevin Leighton | 1995 |
| Tim Lemon | 1993-94 |
| Tom Lengel | 1990 |
| Joe Leonard | 1950-51 |
| Jim Leslie | 1983 |
| Greg Levensgood | 1973-76 |
| Dan Lester | 1998-01 |
| Joe Levins | 1971-72 |
| Doug Licitra | 2012-13 |
| Ed Linaugh | 1968-70 |
| Ed Lisinski | 1985-86 |
| Langston Livingston | 2017-present |
| Tim Loebis | 1968-69 |
| Jim Lombardi | 1967-69 |
| Jesse Long | 1955 |
| Mike Long | 1977-78 |
| Shawn Lord | 1990 |
| Chris Loschiavo | 1984 |
| John Ludy | 1983-84 |
| Shane Lynch | 2010 |
| John Lyons | 1959-61 |
| M | |
| John Maffey | 1983 |
| Taylor Mahoney | 2011 |
| Matt Malek | 1993-96 |
| Ted Malinoski | 1974-77 |
| Chris Malinowski | 1972-73 |
| Chuck Malloy | 1991-94 |
| Tom Maloney | 1956 |
| Mike Mangano | 1989-92 |
| Joe Manion | 2014-15 |
| Ron Manion | 1978 |
| Jack Marcellus | 1995-97 |
| B.J. Marchese | 1993-94 |



Hawk baseball standouts Bob Poletti, future Naismith Basketball Hall of Fame coach Jack Ramsay, and Hank Dudek ponder the first day of practice on Finnesey Field in 1949.

| | | | |
|-----------------------|---------------------|--------------------|---------------------|
| Brian Markoski | 2017-present | Michael McNicholas | 1959 |
| Jose Martinez | 2018-present | John Meli | 1954 |
| Ed Martini | 1966-68 | Willie Menke | 2002-03 |
| Mike Martino | 1990 | Joe Menz | 1962 |
| Joe Maselli | 1983-84 | Eugene Mercer | 1959 |
| Bill Mason | 1980-83 | Jason Merrill | 2002 |
| Greg Mason | 2003-06 | Jack Meyers | 2016-present |
| Mario Mastroperi | 1963 | Jim Miceli | 1992 |
| Joe Matteo | 1980-81 | Mike Migliarese | 1988-90 |
| Joe Mattleman | 1967, 69 | Mike Mignogna | 1978-81 |
| Matt Maul | 2015-18 | Bill Miller | 1970-73 |
| Ed McAndrew | 1962-64 | Brooks Miller | 2008 |
| Jim McCabe | 1946-48 | Jeff Miller | 1991-93 |
| Kevin McCaffrey | 1995-97 | Mike Miller | 1997-00 |
| "Ace" McCann | 1954 | Mike Minerva | 1999-02 |
| Frank McCann | 1964 | Chris Moffitt | 1987 |
| Tom McCann | 1965-66 | Angelo Molinaro | 1959 |
| Tim McCarthy | 2015-16 | John Monaghan | 1988-89 |
| Bill McCollum | 2001-04 | Pat Monaghan | 2007-10 |
| "Sleepy" McConnell | 1954-55 | Pat Monahan | 1989 |
| James McConnon | 2017-present | Dean Moore | 1989 |
| George McCreia | 1958 | Jack Moran | 1955-56 |
| Bill McDade | 1960-62 | Jim Moran | 1983-86 |
| Joe McDermott | 1967-69 | Matt Morella | 2014-17 |
| Barney McDewitt | 1962-63 | Thomas Morrissey | 1960-61 |
| Paul McDonald | 1990 | Jeff Moruzzi | 1975-78 |
| Ryan McDonald | 2008-10 | Randy Mower | 2007-10 |
| Gene McGee | 1966-68 | Jamie Moyer | 1982-84 |
| Pat McGinley | 1991-94 | Joe Mucci | 2002-04 |
| Jim McGinness | 1965 | Mike Muha | 2011-14 |
| Jack McGlone | 1950-51 | Keith Muhs | 1982-85 |
| Gerry McGonigle | 1986 | Joe Mulcahy | 1953 |
| George McGowan | 1946-47 | Ed Mullaly | 1946-47 |
| Colin McHale | 2005 | Eric Mullen | 1993-96 |
| Tom McHugh | 1951-54 | Tom Mullen | 1979-82 |
| Ken McKee | 1946-47 | Kyle Mullen | 2010-13 |
| Jack McKeon | 1951-54 | Mark Mullen | 1978-80 |
| Mike McKinney | 1970-72 | Tony Mullen | 1976-78 |
| Sean McKinney | 1994-97 | Jim Mulligan | 1951-54 |
| Chris McLaughlin | 2000-03 | Terry Mulligan | 1983 |
| Leo McLaughlin | 1946-47 | A.J. Muntz | 1986-89 |
| Mike McMahon | 1980-82 | Frank Murphy | 1958 |
| Tom McMahon | 1984-86 | Paul Murphy | 1989-91 |
| Dick McNally | 1950 | Tom Murphy | 1950-51 |
| Shawn McNesby | 1995-96 | Jim Myers | 1966-67 |

TEAM AWARDS

MOST OUTSTANDING PLAYER

This award is given annually to the top performer on the field.

| | | | |
|------|------------------|------|--------------------|
| 1991 | Jason Hamilton | 2004 | Jason Tarewicz |
| 1992 | Bill Weingartner | 2005 | Nick Baldasari |
| 1993 | Ron Obermeier | 2006 | Mark Imbo |
| | Bill Weingartner | 2007 | Ben Wendle |
| 1994 | Mike Sharkey | 2008 | Randy Mower |
| | Bill Weingartner | 2009 | David Valesente |
| 1995 | Bill Weingartner | 2010 | David Valesente |
| 1996 | Eric Mullen | 2011 | Greg Kumpel |
| 1997 | Bill Black | 2012 | Kyle Mullen |
| 1998 | Mike Sposato | 2013 | Kyle Mullen |
| 1999 | Eric Wyatt | 2014 | Chris Hueth |
| 2000 | Kevin Kirkby | | Brian O'Keefe |
| | Robbie Reed | 2015 | John Brue |
| 2001 | Kevin Kirkby | 2016 | Deon Stafford, Jr. |
| | Eric Wyatt | 2017 | Matt Maul |
| 2002 | Pace Bradshaw | 2018 | Tim Brennan |
| | Mike Walls | | |
| 2003 | Mike Walls | | |

DORIE LEAHY AWARD

This award is given to the student-athlete who shows remarkable dedication and loyalty to the team.

| | | | |
|------|--------------------------|------|-----------------|
| 1991 | Steve Frank | 2010 | Adam Rivera |
| 1992 | Marty Carey/Tom Verratti | 2011 | Ryan Kemp |
| 1993 | Rob Anne/Matt Malek | 2012 | Alex Pracher |
| 1994 | Mike Collins | 2013 | Anthony Cirillo |
| 1995 | Frank Fiorelli/Dan Loney | 2014 | Tim Craig |
| 1996 | Kevin McCaffrey | | Cody Silverman |
| | Mike Sharkey | 2015 | Lansing Veeder |
| 1997 | Nate Yeagle | 2016 | Taylor Boyd |
| 2000 | Ralph Jedlicka | 2017 | Cal Jadacki |
| 2001 | Mike DeVincentis | 2018 | David Viselli |
| 2002 | Jim Kelly | | |
| 2003 | Mike DeLorenzo | | |
| 2004 | Dustin Onulak | | |
| 2005 | Bryan Brown | | |
| 2006 | Chris Cashman | | |
| 2007 | Ben Wendle | | |
| 2008 | Ben Wendle | | |
| 2009 | Chris Hildreth | | |

RAYMOND VASQUEZ AWARD

This award is given to the student-athlete who best exemplifies the Jesuit value of being "a person for others."

| | | | |
|------|-----------------|------|----------------|
| 1998 | Kevin McCaffrey | 2011 | Drew Stoll |
| 2001 | Justin Godusky | 2012 | Mike Brown |
| 2002 | Justin Godusky | 2013 | Greg Kumpel |
| 2003 | Nick Baldasari | 2014 | Steven Schuler |
| 2004 | Al Braun | 2015 | Ryan Pater |
| 2005 | Greg Mason | 2016 | David Viselli |
| 2006 | Greg Mason | 2017 | Darren Weidman |
| 2007 | Kevin Walsh | 2018 | Matt Maul |
| 2008 | Tim Smith | | |
| 2009 | Evan Spano | | |
| 2010 | Doug DiSandro | | |
| | Randy Mower | | |

SCHOLAR-ATHLETE/ACADEMIC AWARD

From 2003 to 2017, this award recognized a player who performed well both on the field and in the classroom. Since 2018, the Academic Award has been given to the team's top student.

| | | | |
|------|-----------------|------|---------------|
| 2003 | Mike DeLorenzo | 2014 | Jordan Carter |
| 2004 | Jake Iampietro | 2015 | Matt Maul |
| 2005 | Jake Iampietro | 2016 | Tim Brennan |
| 2006 | Kevin Walsh | 2017 | Tim Brennan |
| 2007 | Kevin Walsh | 2018 | Hayden Seig |
| 2008 | David Valesente | | |
| 2009 | Dewey Oriente | | |
| 2010 | Dewey Oriente | | |
| 2011 | Eddie Palmer | | |
| 2012 | Brian O'Keefe | | |
| 2013 | Jordan Carter | | |

ALL-TIME HIT LIST

| | | | |
|---|------------|---|-----|
| 1. Kevin Kirkby (1998-2001) | 263 | 40. Ben Wendle (2006-09) | 141 |
| 2. Bill Weingartner (1992-95) | 251 | 41. Tom Verratti (1990-92) | 140 |
| 3. Mike DeVincentis (1997-2001) | 245 | 42. Jamie Clancy (1996-99) | 139 |
| 4. Stefan Kancylarz (2012-15) | 228 | 43. Scott Gilbert (1984-88) | 136 |
| 5. Matt Maul (2015-18) | 226 | 44. Quinn Renner (2010-13) | 135 |
| 6. Danny Lauer (1993-96) | 225 | 45. Marc Giacalone (2015-18) | 134 |
| 7. David Valesente (2007-10) | 216 | 46. Jim Reilly (1998-2001) | 132 |
| 8. Pace Bradshaw (1999-2002) | 215 | 47. Mike Walls (2000-03) | 128 |
| 9. Justin Godusky (1999-2002) | 213 | 48. Nick Baldasari (2002-05) | 126 |
| 10. Eric Wyatt (1998-2001) | 203 | 49. Kevin McCaffrey (1995-98) | 125 |
| 11. Mike Sharkey (1993-96) | 202 | Mike Blahusch (2005-09) | 125 |
| 12. Tom Gibson (1998-2001) | 200 | 51. Jason Hamilton (1991-93) | 124 |
| 13. Deon Stafford, Jr. (2015-17) | 189 | 52. Bill Stewart (1975-78) | 123 |
| 14. Mike Gentile (2004-07) | 184 | 53. Marty Carey (1990-93) | 122 |
| Jeremy Jakubowski (2005-08) | 184 | Anthony Cirillo (2010-13) | 122 |
| 16. Brian O'Keefe (2012-14) | 182 | 55. Mike Muha (2011-14) | 120 |
| 17. Taylor Boyd (2014-17) | 175 | 56. Matt Collins (1991-94) | 119 |
| 18. Rob Reed (1997-2000) | 170 | Rich Pascucci (1994-97) | 119 |
| 19. Tim Gunn (1998-2001) | 168 | 58. Collin Forgey (2013-14) | 118 |
| 20. Chris Hueth (2011-14) | 166 | 59. Kevin Dougher (2000-03) | 116 |
| 21. Mike Coleman (2008-11) | 164 | 60. Ryan McDonald (2008-10) | 115 |
| 22. Brian Obermeier (1992-95) | 163 | Drew Smith (2007-10) | 115 |
| Eric Mullen (1993-96) | 163 | 62. Ed Berryman (1982-85) | 113 |
| 24. Charlie Concannon (2016-present) | 159 | Mike Sposato (1995-98) | 113 |
| 25. Jason Tarewicz (2001-04) | 157 | John Kokol (2000-03) | 113 |
| 26. Greg Kumpel (2010-13) | 155 | Brett Tiagwad (2009-12) | 113 |
| 27. Jim Moran (1983-86) | 154 | 66. Steve Alemi (1974-77) | 110 |
| Mike Migliarese (1988-90) | 154 | 67. Dave Landers (1969-71) | 108 |
| Dewey Oriente (2007-10) | 154 | 68. Tim Dean (1986-89) | 107 |
| 30. Ron Obermeier (1990-93) | 153 | 69. Adriano Petruz (2004-07) | 106 |
| 31. Cal Jadacki (2014-17) | 151 | 70. Dan Potts (1974-77) | 104 |
| 32. Bill Black (1994-97) | 150 | 71. Steve Frank (1988-91) | 102 |
| 33. Bill McCollum (2001-04) | 149 | 72. A.J. Muntz (1986-89) | 101 |
| Matt Godusky (2004-07) | 149 | | |
| 35. Joe Capriotti (1987-90) | 147 | | |
| 36. Kevin Kratochwill (2011-14) | 144 | | |
| 37. Kevin Taylor (2009-12) | 143 | | |
| John Brue (2013-16) | 143 | | |
| 39. Joe Cook (2007-11) | 142 | | |

Closing in:
Dominic Cuoci (2015-present) 73

HAWK NO-HITTERS

On March 16, 2008, SJU pitchers Randy Mower, Dominic Favazza, and Chris Prescott combined to no-hit Saint Peter's. It was the sixth no-hitter in Saint Joseph's history and the first since 1970.

Below is a list of every no-hitter in Saint Joseph's baseball history:

| Pitcher(s) | Date | Opponent | Score |
|--|----------------|--------------------------|-------|
| Connors / Quinn / Cinkutis | April 28, 1928 | Pennsylvania Military | 19-0 |
| Tom McHugh | May 16, 1951 | Temple | 3-2 |
| Carl Vogt-Lowell | March 29, 1969 | at Franklin and Marshall | 6-0 |
| Ed Linaugh / John Barth | April 6, 1970 | Glassboro State | 7-4 |
| Dave Landers | April 27, 1970 | at Albright | 4-0 |
| Randy Mower / Dominic Favazza / Chris Prescott | March 16, 2008 | vs. Saint Peter's * | 11-0 |

* – Seven-inning game

HONORS AND AWARDS

ALL-AMERICA

| YEAR | PLAYER | ORGANIZATION | TEAM |
|------|--------------------------|-------------------------------|-------------------|
| 1979 | John DelMonte | <i>The Sporting News</i> | First |
| 1990 | Mike Migliarese | ABCA | Third |
| 1991 | Jason Hamilton | Mizuno | Freshman (1st) |
| 1991 | Jason Hamilton | <i>Baseball America</i> | Freshman (2nd) |
| 1993 | Mike Sharkey | Mizuno | Freshman (HM) |
| 1998 | Chris Heck | <i>Baseball America</i> | Preseason (2nd) |
| 2001 | Kevin Kirkby | NCBWA | Preseason (3rd) |
| 2001 | Kevin Kirkby | NCBWA | Third |
| 2014 | Collin Forgey | ABCA | Third |
| 2015 | Deon Stafford, Jr. | <i>CBN/Louisville Slugger</i> | Freshman |
| 2016 | Deon Stafford, Jr. | <i>CBN/Louisville Slugger</i> | Third |
| 2016 | Deon Stafford, Jr. | Rawlings | Honorable Mention |
| 2016 | Charlie Concannon | <i>CBN/Louisville Slugger</i> | Freshman |

REGIONAL HONORS

Awarded by American Baseball Coaches Association, unless noted

| YEAR | PLAYER | HONOR |
|------|--------------------|-------------------------------|
| 1971 | Dave Landers | All-East Second Team |
| 1980 | Kevin Quirk | All-East Second Team |
| 1990 | Mike Migliarese | All-East First Team |
| 1995 | Danny Lauer | All-East Second Team |
| 1995 | Eric Mullen | All-East Second Team |
| 2000 | Kevin Kirkby | Player of the Year |
| 2000 | Kevin Kirkby | All-Star |
| 2000 | Mike DeVincents | All-Star |
| 2001 | Kevin Kirkby | District 1 Player of the Year |
| 2009 | Dewey Oriente | All-East Second Team |
| 2014 | Collin Forgey | All-East First Team |
| 2014 | Collin Forgey | First Team All-Star |
| 2014 | Tommy Cunningham | Second Team All-Star |
| 2014 | Stefan Kancylarz | Second Team All-Star |
| 2014 | Brian O'Keefe | Second Team All-Star |
| 2015 | John Brue | All-East First Team |
| 2015 | John Brue | Second Team All-Star |
| 2016 | Deon Stafford, Jr. | Player of the Year |
| 2016 | Deon Stafford, Jr. | All-East Second Team |
| 2016 | Deon Stafford, Jr. | All-ECAC First Team |
| 2016 | John Brue | All-ECAC Second Team |
| 2018 | Tim Brennan | All-East Second Team |
| 2018 | Tim Brennan | All-ECAC First Team |

* – ECAC; ** – National Collegiate Baseball Writers Association (NCBWA)

ACADEMIC ALL-AMERICA

Awarded by CoSIDA, the College Sports Information Directors of America

| Year | Player | Position | Team | Year | Player | Position | Team |
|------|----------------|----------|----------|------|----------------|----------|----------------|
| 1973 | Tom Froio | C | 2nd | 2000 | Kevin Kirkby | 2B | 2nd |
| 1987 | Bill Anderson | 3B | 3rd | 2000 | Jim Reilly | DH | 2nd |
| 1988 | Mark Higgins | 3B | 2nd | 2000 | Justin Godusky | OF | 3rd |
| 1989 | Rick Bickhardt | P | District | 2001 | Kevin Kirkby | 2B | 1st |
| 1990 | Joe Capriotti | 1B | District | 2001 | Jim Reilly | DH | 1st |
| 1991 | Ron Obermeier | OF | District | 2001 | Eric Wyatt | P | District – 1st |
| 1992 | Matt Collins | DH | 3rd | 2001 | Justin Godusky | OF | District – 2nd |
| 1993 | Ron Obermeier | OF | District | 2002 | Justin Godusky | OF | District – 2nd |
| 1994 | Matt Collins | DH | 1st | 2003 | Mike DeLorenzo | C | District – 2nd |
| 1996 | Dan Hefton | 2B | District | 2014 | Collin Forgey | OF | 2nd |
| 1999 | Jim Reilly | C | District | | | | |

All players on 1st, 2nd or 3rd team nationally were also All-District selections in that year

MAC & ECC HONORS

| ALL-MIDDLE ATLANTIC CONFERENCE | | | | ALL-MIDDLE ATLANTIC CONFERENCE | | | | ALL-EAST COAST CONFERENCE EAST | | | |
|--------------------------------|------------------|------|------|--|------------------|------|------|--|----------------------|---------|------|
| Year | Player | Pos. | Team | Year | Player | Pos. | Team | Year | Player | Pos. | Team |
| 1962 | Tom Wynne | 1B | 1st | 1970 | Gerry Hunsicker | P | 1st | 1976 | Dave Thornton | P | 1st |
| 1962 | Harry Booth | OF | 1st | 1970 | Gordie Slivinski | 1B | HM | 1976 | Rich Horan | OF | 2nd |
| 1962 | Joe Tracey | P | HM | 1970 | Rick Bianchi | OF | HM | 1977 | Tom Brill | C | 2nd |
| 1962 | Joe Gothie | OF | HM | ALL-MIDDLE ATLANTIC CONFERENCE EAST | | | | 1977 | Dan Potts | 1B | 2nd |
| 1963 | Tom Wynne | 1B | 1st | 1971 | Norm Kraft | 3B | 1st | 1977 | Steve Alemi | SS | 2nd |
| 1963 | Joe Tracey | P | HM | 1971 | Craig Eddinger | OF | 1st | 1977 | Steve Yentsch | 3B | 2nd |
| 1963 | Ray DeCarlo | IF | HM | 1971 | Joe Levens | 1B | HM | 1977 | Gerry Hurley | DH | 2nd |
| 1965 | Jerry Connors | OF | 1st | 1971 | Gordon Slivinski | 1B | HM | 1978 | John Delmonte | OF | 1st |
| 1965 | Tom Hinkel | 1B | 2nd | 1971 | Joe Levens | SS | HM | 1979 | John Delmonte | OF | 1st |
| 1965 | Ed Walsh | 2B | 2nd | 1971 | Gerry Hunsicker | OF | HM | 1979 | Dave Thornton | P | 2nd |
| 1965 | John Butz | P | HM | 1971 | Tom Pippet | P | HM | 1979 | Chuck Ercole | 1B | 2nd |
| 1965 | John Glodek | C | HM | 1971 | Craig Eddinger | 2B | HM | 1980 | Kevin Quirk | P | 1st |
| 1967 | Dennis Fabian | OF | 1st | 1972 | Craig Eddinger | 2B | HM | 1980 | Ralph Dell'Arciprete | 2B | 1st |
| 1967 | Joe Grace | 3B | 2nd | 1972 | Joe Levens | SS | HM | 1980 | John Delmonte | OF | 1st |
| 1967 | Tom Hinkel | 1B | HM | 1972 | Bill Miller | OF | HM | 1980 | Dave Thornton | P | 2nd |
| 1967 | Bill DeAngelis | SS | HM | 1973 | Craig Eddinger | 2B | 1st | 1980 | Chuck Ercole | 1B | 2nd |
| 1968 | Jim Clouser | OF | 1st | 1973 | Bill Miller | OF | 1st | 1981 | Ed Dempsey | C | 1st |
| 1968 | Jerry Benetatos | 3B | 2nd | 1974 | Craig Eddinger | 2B | 1st | 1981 | Joe Matteo | DH | 1st |
| 1968 | Bill DeAngelis | SS | HM | 1974 | Joe Spiecker | OF | 1st | 1981 | Chuck Ercole | OF | HM |
| 1968 | Dennis Fabian | OF | HM | 1974 | Ted Malinoski | P | 1st | 1982 | Dom Lamberto | 3B/DH/P | 1st |
| 1968 | Carl Vogt-Lowell | P | HM | 1974 | Dan Potts | 1B | HM | EAST COAST CONFERENCE EAST HONOREES | | | |
| 1969 | Gary Jackson | 3B | 1st | 1974 | Steve Alemi | SS | HM | Most Valuable Player | | | |
| 1969 | Jim Clouser | OF | 1st | 1974 | Pat Nowlan | HM | HM | 1980 Kevin Quirk | | | |
| 1969 | Joe McDermott | 1B | 2nd | MIDDLE ATLANTIC CONFERENCE HONOREES | | | | | | | |
| 1969 | Jerry Benetatos | SS | 2nd | Most Valuable Player | | | | | | | |
| 1969 | Dave Landers | OF | 2nd | 1963 Tom Wynne | | | | | | | |
| 1970 | Norm Kraft | 3B | 1st | 1971 Dave Landers | | | | | | | |
| 1970 | Jim Clouser | OF | 1st | | | | | | | | |
| 1970 | Dave Landers | OF | 1st | | | | | | | | |

HONORS AND AWARDS

ATLANTIC 10 AWARDS

COACH OF THE YEAR

2014 **Fritz Hamburg**

PLAYER OF THE YEAR

2014 Collin Forgey
2016 Deon Stafford, Jr.

PITCHER OF THE YEAR

2014 Jordan Carter

SCHOLAR-ATHLETE

OF THE YEAR
2001 Kevin Kirkby

BASEBALL STUDENT-ATHLETE

OF THE YEAR
2001 Jim Reilly

ATLANTIC 10 ALL-CONFERENCE

| Year | Player | Pos. | Team | Year | Player | Pos. | Team |
|------|-------------------|------|------|------|--------------------------|------|------|
| 1986 | Jim Moran | C | 1st | 2012 | Kevin Taylor | 1B | 1st |
| 1988 | Fred Ehrmann | 2B | 1st | 2012 | Kyle Mullen | SP | 1st |
| 1989 | Mike Migliarese | OF | 1st | 2012 | Ryan Pater | OF | R |
| 1990 | Mike Migliarese | OF | 1st | 2013 | Anthony Cirillo | SS | 2nd |
| 1990 | Joe Capriotti | 1B | 2nd | 2013 | Chris Hueth | OF | 2nd |
| 1991 | Jason Hamilton | 1B | 1st | 2013 | Brian O'Keefe | C | 2nd |
| 1991 | Tom Verratti | OF | 2nd | 2013 | Jimmy Yacabonis | RP | 2nd |
| 1992 | Jason Hamilton | 1B | 1st | 2014 | Brian O'Keefe | C | 1st |
| 1992 | Ron Obermeier | OF | 2nd | 2014 | Stefan Kancylarz | 3B | 1st |
| 1993 | Mike Sharkey | OF | 2nd | 2014 | Collin Forgey | OF | 1st |
| 1994 | Bill Weingartner | 3B | 1st | 2014 | Tommy Cunningham | DH | 1st |
| 1994 | Mike Sharkey | OF | 2nd | 2014 | Jordan Carter | SP | 1st |
| 1994 | Danny Lauer | OF | 2nd | 2014 | Mike Muha | 1B | 2nd |
| 1994 | Chuck Malloy | P | 2nd | 2014 | Chris Hueth | OF | 2nd |
| 1995 | Danny Lauer | OF | 1st | 2014 | Steven Schuler | RP | 2nd |
| 1995 | Eric Mullen | 1B | 1st | 2014 | Tyler Pallante | P | R |
| 1995 | Jed Johnson | P | 2nd | 2015 | John Brue | OF | 1st |
| 1995 | Bill Weingartner | 3B | 2nd | 2015 | Deon Stafford, Jr. | C | 2nd |
| 1996 | Bill Black | SS | 2nd | 2015 | Justin Aungst | P | R |
| 2000 | Kevin Kirkby | 2B | 1st | 2015 | Deon Stafford, Jr. | C | R |
| 2000 | Mike DeVincentis | OF | 2nd | 2016 | Deon Stafford, Jr. | C | 1st |
| 2001 | Kevin Kirkby | 2B | 1st | 2016 | John Brue | OF | 1st |
| 2001 | Kevin Kirkby | RP | 2nd | 2016 | Ryan Kelly | RP | 2nd |
| 2001 | Eric Wyatt | OF | 2nd | 2016 | Tim Brennan | P | R |
| 2002 | Justin Godusky | OF | 2nd | 2016 | Charlie Concannon | OF | R |
| 2003 | Mike Walls | 3B | 1st | 2016 | Lucas Rollins | P | R |
| 2005 | Nick Baldasari | 3B | 2nd | 2017 | Deon Stafford, Jr. | C | 1st |
| 2007 | Ben Wendle | OF | 2nd | 2018 | Tim Brennan | SP | 2nd |
| 2007 | Drew Smith | C | R | | | | |
| 2007 | David Valesente | 3B | R | | | | |
| 2008 | Mike Coleman | OF | R | | | | |
| 2008 | Jeremy Jakubowski | OF | HM | | | | |
| 2009 | Dewey Oriente | DH | HM | | | | |
| 2010 | Dewey Oriente | DH | 2nd | | | | |
| 2011 | Greg Kumpel | OF | 2nd | | | | |

A-10 ALL-CHAMPIONSHIP

| Year | Player |
|------|--------------------|
| 2012 | Alex Pracher |
| 2012 | Brett Tiagwad |
| 2014 | Collin Forgey |
| 2014 | Brian O'Keefe |
| 2016 | Deon Stafford, Jr. |
| 2016 | Pat Vanderslice |

BIG 5 AWARDS

TEAM OF THE YEAR

2012 Saint Joseph's
2014 Saint Joseph's
2016 Saint Joseph's
2018 Saint Joseph's

COACH OF THE YEAR

2009 **Fritz Hamburg**
2012 **Fritz Hamburg**
2014 **Fritz Hamburg** *
2016 **Fritz Hamburg**
2018 **Fritz Hamburg**

PLAYER OF THE YEAR

2014 Collin Forgey
2016 Deon Stafford, Jr.

PITCHER OF THE YEAR

2012 Kyle Mullen
2014 Jordan Carter
2016 Tim Brennan *
2018 Tim Brennan

ROOKIE OF THE YEAR

2015 Deon Stafford, Jr.
2016 Tim Brennan

STUDENT-ATHLETE OF THE YEAR

2014 Collin Forgey

* - co-recipient

ALL-BIG 5 TEAM

| Year | Player | Pos. | Year | Player | Pos. |
|------|-------------------|------|------|--------------------------|------|
| 2006 | Jason Hessler | SP | 2014 | Steven Schuler | RP |
| 2007 | Jeremy Jakubowski | OF | 2014 | Daniel Thorpe | SP |
| 2007 | David Valesente | DH | 2015 | Justin Aungst | RP |
| 2008 | Jeremy Jakubowski | OF | 2015 | John Brue | OF |
| 2008 | Randy Mower | SP | 2015 | Stefan Kancylarz | 3B |
| 2009 | David Valesente | 2B | 2016 | Tim Brennan | SP |
| 2009 | Dewey Oriente | DH | 2016 | John Brue | OF |
| 2009 | Randy Mower | SP | 2016 | Charlie Concannon | OF |
| 2010 | David Valesente | 2B | 2016 | Cal Jadacki | OF |
| 2010 | Dewey Oriente | DH | 2016 | Ryan Kelly | RP |
| 2011 | Greg Kumpel | OF | 2016 | Deon Stafford, Jr. | C |
| 2011 | Kyle Mullen | SP | 2016 | Pat Vanderslice | SP |
| 2012 | Brian O'Keefe | C | 2017 | Tim Brennan | SP |
| 2012 | Kevin Taylor | 1B | 2017 | Charlie Concannon | OF |
| 2012 | Kyle Mullen | SP | 2017 | Dominic Cuoci | 1B |
| 2013 | Anthony Cirillo | SS | 2017 | Zach DeVincenzo | RP |
| 2013 | Chris Hueth | OF | 2017 | Cal Jadacki | OF |
| 2013 | Brian O'Keefe | C | 2017 | Matt Maul | SS |
| 2013 | Jimmy Yacabonis | RP | 2017 | Deon Stafford, Jr. | C |
| 2014 | Jordan Carter | SP | 2018 | Justin Aungst | SP |
| 2014 | Tommy Cunningham | DH | 2018 | Tim Brennan | SP |
| 2014 | Collin Forgey | OF | 2018 | Charlie Concannon | OF |
| 2014 | Chris Hueth | OF | | | |
| 2014 | Stefan Kancylarz | 3B | | | |
| 2014 | Brian O'Keefe | C | | | |

ALL-ACADEMIC HONORS

ATLANTIC 10 CONFERENCE

| Year | Player |
|------|-----------------|
| 1987 | Bill Anderson |
| 1990 | Joe Capriotti |
| 1992 | Mike Mangano |
| 1992 | Ron Obermeier |
| 1992 | Tom Verratti |
| 1993 | Matt Collins |
| 1993 | Ray Fanning |
| 1993 | Brian Obermeier |
| 1993 | Ron Obermeier |
| 1994 | Matt Collins |
| 1994 | Ray Fanning |
| 1996 | Matt Malek |
| 1996 | Mike Sharkey |
| 1999 | Kevin Kirkby |
| 2000 | Kevin Kirkby |
| 2000 | Jim Reilly |
| 2001 | Kevin Kirkby |
| 2001 | Jim Reilly |
| 2001 | Eric Wyatt |
| 2001 | Justin Godusky |
| 2002 | Justin Godusky |
| 2003 | Mike DeLorenzo |
| 2014 | Jordan Carter |
| 2014 | Collin Forgey |

PHILADELPHIA BIG 5

| Year | Player |
|------|-----------------|
| 2007 | Mike Gentile |
| 2008 | Quentin Farr |
| 2009 | Dewey Oriente |
| 2010 | Quentin Farr |
| 2011 | Eddie Palmer |
| 2012 | Kyle Mullen |
| 2013 | Jordan Carter |
| 2014 | Collin Forgey |
| 2015 | Taylor Boyd |
| 2016 | Pat Vanderslice |
| 2017 | Taylor Boyd |

PHILADELPHIA INQUIRER ACADEMIC ALL-AREA

PERFORMER OF THE YEAR
2014 Collin Forgey

ACADEMIC ALL-AREA TEAM
2014 Jordan Carter
2014 Collin Forgey

SJU BASEBALL HALL OF FAME

Class of 1997

Harry Booth '62 Outfield/Coach
 Dave Landers '71 Outfield
 Jamie Moyer '85 Pitcher

Class of 1998

Al Brancato Coach
 John DelMonte '79 Outfield
 Gerry Hunsicker '72 Pitcher

Class of 1999

John Barth '70 Pitcher
 John Butz '66 Pitcher
 Chris Loschiavo '85 Second Base/Coach
 Tom Wynne '63 Pitcher/Outfield

Class of 2000

Mike Migliarese '90 Outfield
 Jim Moran '86 Catcher
 Pep Young Coach

Class of 2001

Joe Capriotti '90 Pitcher/Outfield
 Jim Clouser '70 Outfield
 Dom Lamberto '82 Pitcher/Third Base

Class of 2002

Jerry Benetatos '69 Infield
 Scott Gilbert '88 Outfield
 Bob Polletti '49 Catcher
 Dave Thornton '79 Pitcher

Class of 2003

Bill DeAngelis '68 Shortstop
 Ron Obermeier '93 Outfield

Class of 2004

Steve Alemi '77 Shortstop
 Rick Bickhardt '89 Pitcher
 Jerry Connors '65 Outfield
 Dennis Fabian '68 Outfield
 Chuck Malloy '94 Pitcher
 Tom McHugh '54 Pitcher

Class of 2005

Ed Dempsey '83 Catcher
 Kevin Quirk '81 Pitcher
 John Smithson '68 Pitcher

Class of 2006

Kevin Kirkby '01 Pitcher/Infield

Class of 2011

Bill Weingartner '95 Third Base/Pitcher
 Steve Yentsch '77 Infield

Class of 2012

Mike DeVincentis '01 Outfield
 Chuck Ercole '81 First Base/Outfield

Class of 2013

Ralph Dell'Arciprete '80 Second Base
 Jack Gallop '56 Second Base
 Mike Sharkey '96 Outfield

Class of 2014

Dan Lauer '96 Outfield
 Joe Levins '72 Shortstop

Class of 2015

Nick Cantwell '57 Infield
 Norm Kraft '71 Third Base
 Eric Wyatt '01 Pitcher/Infield/Outfield

Class of 2016

Fred Heinkel '82 Catcher/First Base/Outfield
 Bill Miller '73 Outfield
 Jed Johnson '96 Pitcher

Class of 2017

Rick Stauffer '72 Pitcher
 Eric Mullen '96 First Base
 Justin Godusky '02 Outfield

Class of 2018

Joe Spiecker '74 Infield
 Tom Verratti '92 Outfield

Class of 2019

Craig Eddinger '76 Second Base
 Jason Hamilton First Base

HARRY BOOTH AWARD

The Harry Booth Award was first given out in 2010. Named for former Hawk student-athlete and coach Harry Booth '62, the award is given to a member of the Saint Joseph's baseball community who has made outstanding contributions through his or her passion for and dedication to the program.

2010 John Smithson '68
2011 Joe Levins '72
2012 Joe DiAngelo '70
2013 Jose and Laura Rivera
2014 Jim Brown '76
2015 Ken Krsolovic
2016 Mike and Debra Tiagwad
2017 Janet Greder
2018 John and Loren McCarthy
2019 Don DiJulia '67

DEPARTMENTAL LEADERS

| Year | At Bats | Runs |
|------|---------------------------|--------------------------|
| 1982 | Lamberto 93 | Two with 25 |
| 1983 | Paternoster 126 | Two with 26 |
| 1984 | Loschiavo 118 | Loschiavo 29 |
| 1985 | Berryman 135 | Carr 33 |
| 1986 | Koch 123 | Koch 24 |
| 1987 | Gilbert 117 | Anderson 27 |
| 1988 | Ehrmann 141 | Gilbert 30 |
| 1989 | Weygand 148 | Migliarese 30 |
| 1990 | Capriotti 152 | VeFratti 45 |
| 1991 | Hamilton 162 | Obermeier 42 |
| 1992 | Obermeier 168 | Verratti 48 |
| 1993 | Weingartner 162 | Sharkey 38 |
| 1994 | Lauer 209 | Sharkey 51 |
| 1995 | Lauer 217 | Lauer 51 |
| 1996 | Lauer 183 | Lauer 33 |
| 1997 | Black 171 | Black 34 |
| 1998 | DeVincents 176 | Sposato 43 |
| 1999 | Gibson 196 | Clancy 44 |
| 2000 | DeVincents 207 | Kirkby 58 |
| 2001 | DeVincents 185 | Wyatt 41 |
| 2002 | Bradshaw 191 | Dougher 37 |
| 2003 | Dougher 174 | Tarewicz 34 |
| 2004 | Stadanlick 200 | Tarewicz 41 |
| 2005 | Baldasari 179 | Baldasari 24 |
| 2006 | M. Godusky 194 | Gentile 35 |
| 2007 | Wendle 179 | Wendle 36 |
| 2008 | Valesente 176 | Jakubowski 39 |
| 2009 | Valesente 175 | Valesente 39 |
| 2010 | Oriente 189 | Oriente 36 |
| 2011 | Taylor 180 | Kumpel 31 |
| 2012 | Kancylarz 211 | Kancylarz 27 |
| 2013 | O'Keefe 212 | Hueth 39 |
| 2014 | Hueth 215 | O'Keefe 58 |
| 2015 | Maul 204 | Brue 40 |
| 2016 | Stafford, Jr. 215 | Stafford, Jr. 57 |
| 2017 | Maul 177 | Stafford, Jr. 35 |
| 2018 | Maul 183 | Maul 26 |

| Year | RBI | Batting Average |
|------|------------------------------|----------------------------|
| 1982 | Lamberto 36 | Lamberto 430 |
| 1983 | Moran 32 | Dempsey 307 |
| 1984 | Berryman 30 | Loschiavo 407 |
| 1985 | Berryman 31 | Moran 342 |
| 1986 | Anderson 29 | Moran 415 |
| 1987 | Anderson 30 | Ehrmann 309 |
| 1988 | Gilbert 32 | Migliarese 339 |
| 1989 | Migliarese 26 | Migliarese 364 |
| 1990 | Migliarese 49 | Migliarese 453 |
| 1991 | Hamilton 56 | Obermeier 329 |
| 1992 | Weingartner 42 | Weingartner 400 |
| 1993 | Obermeier 33 | Sharkey 338 |
| 1994 | Weingartner 52 | McGinley 385 |
| 1995 | Mullen 51 | Lauer 373 |
| 1996 | Mullen 45 | Black 362 |
| 1997 | Black 34 | Sposato 348 |
| 1998 | DeVincents 53 | Sposato 335 |
| 1999 | Gunn 49 | Wyatt/Kirkby 324 |
| 2000 | DeVincents 42 | Kirkby 352 |
| 2001 | DeVincents 42 | Kirkby 352 |
| 2002 | J. Godusky 47 | Walls 359 |
| 2003 | McCollum 30 | Walls 340 |
| 2004 | Stadanlick 44 | Tarewicz 337 |
| 2005 | Baldasari 26 | Baldasari 313 |
| 2006 | M. Godusky 32 | Gentile 298 |
| 2007 | Wendle 39 | Jakubowski 331 |
| 2008 | Valesente 39 | Jakubowski 337 |
| 2009 | Oriente 39 | Oriente 403 |
| 2010 | Oriente 35 | Oriente 339 |
| 2011 | Kumpel/Taylor 32 | Kumpel 384 |
| 2012 | Taylor 32 | Kratochwill 268 |
| 2013 | O'Keefe 37 | Cirillo 325 |
| 2014 | Forgey 47 | Forgey 355 |
| 2015 | Brue 51 | Stafford, Jr. 341 |
| 2016 | Jadacki 54 | Stafford, Jr. 395 |
| 2017 | Concannon/Cuoci 31 | Maul 328 |
| 2018 | Concannon 29 | Concannon 317 |

| Year | Complete Games | Wins |
|------|----------------------------|---------------------------------|
| 1982 | Lamberto 5 | Lamberto 7 |
| 1983 | Moyer 7 | Two with 5 |
| 1984 | Moyer 4 | Moyer 6 |
| 1985 | Aron 4 | DeStefano 5 |
| 1986 | Davis 8 | Three with 2 |
| 1987 | Bickhardt 4 | Three with 2 |
| 1988 | Capriotti 6 | Two with 4 |
| 1989 | Four with 3 | Murphy 4 |
| 1990 | Mangano 6 | Mangano 4 |
| 1991 | Anne 10 | Anne 5 |
| 1992 | Mangano 10 | Mangano 7 |
| 1993 | Anne 3 | Malloy 5 |
| 1994 | Three with 3 | Malloy 5 |
| 1995 | Johnson 8 | Johnson 8 |
| 1996 | Johnson 8 | Johnson 6 |
| 1997 | Yeagle 6 | Two with 4 |
| 1998 | Marcellus 6 | Two with 4 |
| 1999 | Gondos 6 | Boylan 7 |
| 2000 | Fremont 5 | Fremont/Fischer 5 |
| 2001 | Siegerva 5 | McCollum 3 |
| 2002 | Three with 2 | Four with 3 |
| 2003 | Hoagey 6 | Five with 2 |
| 2004 | Hessler 4 | Three with 3 |
| 2005 | None 4 | Hessler 4 |
| 2006 | None 3 | Mower 3 |
| 2007 | None 2 | Mower 7 |
| 2008 | Mower 1 | Mower 5 |
| 2009 | None 1 | Rivera 5 |
| 2010 | Mullen 2 | Mullen 6 |
| 2011 | Pracher 4 | Mullen 6 |
| 2012 | Carter/Thorpe 1 | Mullen 8 |
| 2013 | Carter 3 | Carter/Thorpe 10 |
| 2014 | None 1 | Aungst/Vanderslice 5 |
| 2015 | Brennan 1 | Brennan/Vanderslice 7 |
| 2016 | Brennan 1 | Brennan 4 |
| 2017 | Aungst/Brennan 1 | Brennan 9 |

| Year | Doubles | Losses |
|------|--------------------------|-----------------------------|
| 1982 | Heinkel 6 | Two with 2 |
| 1983 | Berryman 9 | Two with 3 |
| 1984 | Moran 9 | Finnegan 3 |
| 1985 | Gilbert 11 | Aron 5 |
| 1986 | Anderson 11 | Davis 7 |
| 1987 | Two with 4 | Bickhardt 7 |
| 1988 | Migliarese 12 | Two with 5 |
| 1989 | Muntz 9 | Two with 5 |
| 1990 | Capriotti 16 | Capriotti 6 |
| 1991 | Hamilton 13 | Murphy 6 |
| 1992 | Two with 10 | Anne 8 |
| 1993 | Obermeier 19 | Mallory 8 |
| 1994 | Lauer 14 | Mallory 8 |
| 1995 | Mullen 14 | Johnson 8 |
| 1996 | Black 11 | Johnson 6 |
| 1997 | Reed 14 | Two with 4 |
| 1998 | DeVincents 16 | Two with 4 |
| 1999 | Gibson 15 | Heck 7 |
| 2000 | Kirkby 24 | Two with 7 |
| 2001 | Wyatt 18 | Two with 6 |
| 2002 | Walls 19 | Heck 6 |
| 2003 | Kokol 12 | Fremont 6 |
| 2004 | Tarewicz 17 | Fremont/Fischer 6 |
| 2005 | Baldasari 10 | Boylan 6 |
| 2006 | M. Godusky 14 | McCollum 6 |
| 2007 | Wendle 14 | Four with 3 |
| 2008 | Valesente 15 | Five with 2 |
| 2009 | Valesente 12 | Three with 3 |
| 2010 | Oriente 12 | Hessler 4 |
| 2011 | Kumpel 14 | Mower 3 |
| 2012 | O'Keefe 15 | Mower 7 |
| 2013 | Hueth 15 | Mower 5 |
| 2014 | Cunningham 15 | Rivera 5 |
| 2015 | Stafford, Jr. 19 | Mullen 6 |
| 2016 | Concannon 19 | Mullen 6 |
| 2017 | Jadacki 12 | Mullen 8 |
| 2018 | Concannon 11 | Carter/Thorpe 10 |

| Year | Triples | Home Runs |
|------|---------------------------------|--------------------------|
| 1982 | Heinkel 3 | Lamberto 11 |
| 1983 | Cobb 4 | Moran 5 |
| 1984 | Two with 3 | Two with 5 |
| 1985 | Gilbert 6 | Berryman 4 |
| 1986 | Five with 1 | Two with 4 |
| 1987 | Gilbert 2 | Gilbert 6 |
| 1988 | Four with 2 | Gilbert 8 |
| 1989 | Three with 2 | Migliarese 4 |
| 1990 | Two with 3 | Migliarese 8 |
| 1991 | Hamilton 3 | Hamilton 11 |
| 1992 | Weingartner 3 | Hamilton 8 |
| 1993 | Sharkey 5 | Hamilton 6 |
| 1994 | Lauer 5 | Weingartner 7 |
| 1995 | Pascucci 4 | Mullen 6 |
| 1996 | Lauer 3 | Mullen 7 |
| 1997 | Black 3 | Black 6 |
| 1998 | DeVincents 2 | Wyatt 8 |
| 1999 | Wyatt 8 | Gunn 8 |
| 2000 | Wyatt 6 | Reed 6 |
| 2001 | Wyatt 2 | Gunn 7 |
| 2002 | Three with 2 | J. Godusky 8 |
| 2003 | Four with 2 | Kokol 6 |
| 2004 | Stadanlick/Tarewicz 2 | Stadanlick 8 |
| 2005 | Pimpinella 10 | Baldasari 4 |
| 2006 | Petrutz/Scott 3 | M. Godusky 5 |
| 2007 | Jakubowski/Walsh 3 | Wendle 4 |
| 2008 | Jakubowski 6 | Jakubowski 4 |
| 2009 | Barnathan 6 | Oriente 6 |
| 2010 | Oriente 5 | Oriente 6 |
| 2011 | Seven with 1 | Taylor 4 |
| 2012 | Kancylarz 3 | Taylor 8 |
| 2013 | Hueth 4 | O'Keefe 6 |
| 2014 | Forgey/Hueth 4 | O'Keefe 7 |
| 2015 | Kancylarz 3 | Brue 13 |
| 2016 | Giacalone 3 | Stafford, Jr. 18 |
| 2017 | Jadacki 2 | Stafford, Jr. 10 |
| 2018 | Giacalone 3 | Concannon 6 |

| Year | Innings Pitched | Strikeouts |
|------|------------------------------|--------------------------|
| 1982 | Lamberto 65.0 | Lamberto 59 |
| 1983 | Finnegan 53.2 | Mason 44 |
| 1984 | Moyer 74.0 | Moyer 90 |
| 1985 | Aron 65.0 | Aron 22 |
| 1986 | Davis 80.2 | Davis 53 |
| 1987 | Two with 54.0 | Bickhardt 36 |
| 1988 | Capriotti 68.0 | Bickhardt 46 |
| 1989 | Bickhardt 50.2 | Capriotti 37 |
| 1990 | Mangano 62.0 | Mangano 36 |
| 1991 | Anne 55.1 | Mangano 45 |
| 1992 | Mangano 73.2 | Mangano 78 |
| 1993 | Two with 53.1 | Malloy 43 |
| 1994 | Johnson 74.2 | Malloy 77 |
| 1995 | Weingartner 91.2 | Weingartner 68 |
| 1996 | Johnson 82.0 | Johnson 61 |
| 1997 | Yeagle 76.0 | Yeagle 58 |
| 1998 | Marcellus 67.1 | Heck 48 |
| 1999 | Gondos 87.1 | Gondos 56 |
| 2000 | Fremont 90.1 | Fremont 75 |
| 2001 | Boylan 76.2 | Wyatt 53 |
| 2002 | Miherva 74.2 | McCollum 36 |
| 2003 | Vardijan 58.0 | Holman 34 |
| 2004 | Hoagey 84.2 | Hoagey 57 |
| 2005 | Hoagey 86.0 | Hoagey 66 |
| 2006 | Hessler 88.2 | Hessler 82 |
| 2007 | Mower 64.1 | Mower 42 |
| 2008 | Mower 85.0 | Werner 42 |
| 2009 | Mower 82.0 | Favazza 46 |
| 2010 | Mower 75.2 | Mower 42 |
| 2011 | Mullen 88.2 | Mullen 68 |
| 2012 | Mullen 105.2 | Mullen 90 |
| 2013 | Mullen 91.0 | Mullen 71 |
| 2014 | Carter/Thorpe 95.2 | Carter 81 |
| 2015 | Vanderslice 69.2 | Vanderslice 49 |
| 2016 | Brennan 87.0 | Brennan 72 |
| 2017 | Brennan 75.2 | Brennan 60 |
| 2018 | Brennan 88.2 | Brennan 84 |

| Year | Walks | Earned Run Average |
|------|---------------------------------|----------------------------|
| 1982 | Lamberto 24 | Moyer 1.24 |
| 1983 | Ludy 39 | Finnegan 1.51 |
| 1984 | Moyer 41 | Moyer 1.82 |
| 1985 | Wills 50 | Aron 5.40 |
| 1986 | Bickhardt 29 | Davis 4.03 |
| 1987 | Davis 43 | Capriotti 5.13 |
| 1988 | Capriotti 32 | Capriotti 4.63 |
| 1989 | Two with 35 | Capriotti 3.92 |
| 1990 | Mangano 40 | Mangano 2.30 |
| 1991 | Murphy 40 | Feeney 1.83 |
| 1992 | Malloy 35 | Mangano 2.19 |
| 1993 | Anne 41 | Malloy 3.58 |
| 1994 | Johnson 41 | Yeagle 4.81 |
| 1995 | Weingartner 56 | Weingartner 2.96 |
| 1996 | Heck 50 | Johnson 3.44 |
| 1997 | Sala 51 | Sala 5.08 |
| 1998 | Heck 41 | Marcellus 4.04 |
| 1999 | Wyatt 50 | Wyatt 4.58 |
| 2000 | Fremont 39 | Fremont 5.40 |
| 2001 | Wyatt 57 | Wyatt 4.18 |
| 2002 | Holman 36 | McCollum 3.00 |
| 2003 | Vardijan 40 | Petrutz 4.10 |
| 2004 | Hoagey/Petrutz 39 | Braun 4.20 |
| 2005 | Hoagey 33 | Imbo 4.00 |
| 2006 | Unkel 35 | Williams 3.65 |
| 2007 | Mower/Williams 27 | Prescott 3.12 |
| 2008 | Favazza 30 | Wendle 4.40 |
| 2009 | Kemp 30 | Farr 2.43 |
| 2010 | Simendinger 29 | Penalo 2.36 |
| 2011 | Holland 35 | Thorpe 1.89 |
| 2012 | Carter 28 | Schuler 0.77 |
| 2013 | Mullen 31 | Aungst 1.60 |
| 2014 | Thorpe 26 | Kelly 2.36 |
| 2015 | Ponto 29 | DeVincenzo 1.29 |
| 2016 | Vanderslice 17 | Devine 2.63 |
| 2017 | Aungst/Vanderslice 18 | |
| 2018 | Aungst 18 | |



Tim Brennan led the Hawks in wins, complete games, strikeouts, and innings pitched in all three of his seasons on Hawk Hill before being drafted by the Texas Rangers in 2018.

INDIVIDUAL RECORDS

HITTING


| GAME | | SEASON | |
|--|--|-----------------------------|---|
| At Bats..... | 8, Matt Malek (vs. Delaware, 4/17/96) Mike Coleman (vs. Lehigh, 3/18/09) | Games Played | 56, Stefan Kancylarz (2012) |
| Runs Scored | 5, six times <i>most recent: Ryan McDonald (at NMSU, 3/7/10)</i> <i>Dewey Oriente (at NMSU, 3/7/10)</i> <i>Drew Smith (at NMSU, 3/7/10)</i> | Games Started | 55, by six players <i>most recent: Stefan Kancylarz (2012)</i> |
| Hits | 6, Collin Forgey (vs. La Salle, 4/22/14) | At Bats..... | 217, Danny Lauer (1995) |
| Singles | 6, Collin Forgey (vs. La Salle, 4/22/14) | Runs Scored | 58, Kevin Kirkby (2000) Brian O'Keefe (2014) |
| Doubles | 3, many times <i>most recent: James McConnon (at La Salle, 3/30/18)</i> | Hits | 85, Deon Stafford, Jr. (2016) |
| Triples..... | 2, three times <i>most recent: Chris Hueth (vs. Lehigh, 4/2/13)</i> | Doubles | 24, Kevin Kirkby (2000) |
| Home Runs..... | 3, Deon Stafford, Jr. <i>two times; most recent: 5/13/16 vs. Fordham</i> | Triples..... | 7, Bill DeAngelis (1968) Eric Wyatt (1999) |
| Runs Batted In... 10, Ralph Dell'Arciprete (vs. Spring Garden, 4/21/80) | | Home Runs..... | 18, Deon Stafford, Jr. (2016) |
| Walks..... | 5, Bill Black (vs. Villanova, 4/11/96) | Runs Batted In | 56, Jason Hamilton (1991) |
| Hit By Pitch .. 3, Mike DeLorenzo (at Delaware State, 2/20/02) Ben Wendle (at Fordham, 4/5/09) Kevin Kratochwill (vs. Georgetown, 3/15/14) | | Batting Average | .477, Steve Yentsch (1977) |
| Strikeouts..... | 6, Taylor Boyd (at Penn, 4/8/14) | Walks..... | 44, Ron Obermeier (1991) |
| Sacrifice Flies..... | 2, many times <i>most recent: Dominic Cuoci (at G. Washington, 5/18/17)</i> | Hit By Pitch | 17, Chris Hueth (2014) |
| Stolen Bases..... | 4, Mike Sposato (at Penn, 3/24/98) | Stolen Bases..... | 26, Eric Wyatt (1999) |
| MISCELLANEOUS HITTING | | | |
| Longest Hitting Streak | 22 games, John Brue (2015) | CAREER | |
| Longest On-Base Streak .. | 34 games, Stefan Kancylarz (2014-15) Deon Stafford, Jr. (2016-17) | Games Played | 206, Mike DeVincentis (1997-01) Kevin Kirkby (1998-01) |
| Most Consecutive Hits..... | 10, Don Barr (1951) | Games Started | 205, Kevin Kirkby (1998-01) |
| Hit For The Cycle.. | Mike Sharkey (vs. Rhode Island, 4/24/94) Justin Godusky (at North Carolina State, 3/16/02) | Consecutive Games Started.. | 175, Justin Godusky (1999-02) |
| | | At Bats..... | 777, Matt Maul (2015-18) |
| | | Plate Appearances..... | 900, Stefan Kancylarz (2012-15) |
| | | Runs Scored | 163, Kevin Kirkby (1998-01) |
| | | Hits | 263, Kevin Kirkby (1998-01) |
| | | Doubles | 55, Mike DeVincentis (1997-01) |
| | | Triples..... | 15, Eric Wyatt (1998-01) |
| | | Home Runs..... | 30, John Brue (2013-16) |
| | | Runs Batted In | 176, Bill Weingartner (1992-95) |
| | | Batting Average | .393, Dave Landers (1969-71) |
| | | Walks..... | 122, Mike Sharkey (1993-96) |
| | | Hit By Pitch | 43, Mike Coleman (2008-11) |
| | | Stolen Bases..... | 52, Eric Wyatt (1998-01) |



Kevin Kirkby

PITCHING

| GAME | | CAREER | |
|-------------------------------------|---|-------------------------|--|
| Innings Pitched | 13, Rich Bogle (at Lafayette, 5/12/67) Sean Finnegan (vs. Rutgers, 1983) | Appearances | 93, Steven Schuler (2011-14) |
| Strikeouts..... | 15, Rich Bogle (at Swarthmore, 5/7/65) Jordan Carter (at Fordham, 4/12/14) | Games Started | 56, Randy Mower (2007-10) |
| Walks..... | 11, Rob Anne (at St. Bonaventure, 4/10/93) | Wins | 21, Kyle Mullen (2010-13) |
| Wild Pitches ... | 6, Chuck Malloy (vs. Penn State, 4/30/94) | Losses | 24, Mike Gondos (1996-99) |
| Hit Batsmen | 5, Al Braun (at Tulane, 2/8/03) | Saves | 12, Kevin Kirkby (1998-01) |
| SEASON | | Shutouts..... | 3, by several players <i>most recent: Kyle Mullen (2010-13)</i> |
| Appearances | 30, Steven Schuler (2012) | Innings Pitched | 325.0, Kyle Mullen (2010-13) |
| Games Started | 16, Jed Johnson (1995) Scott Fremont (2000) Randy Mower (2008) | Strikeouts..... | 264, Kyle Mullen (2010-13) |
| Wins | 10, Jordan Carter (2014) Daniel Thorpe (2014) | Earned Run Average..... | 1.59, John Barth (1968-70) |
| Losses | 9, four times <i>most recent: Justin Aungst (2018)</i> | | |
| Saves | 10, Jimmy Yacabonis (2013) | | |
| Shutouts..... | 3, Kevin Quirk (1979) | | |
| Innings Pitched | 105.2, Kyle Mullen (2012) | | |
| Strikeouts..... | 90, Jamie Moyer (1984) Kyle Mullen (2012) | | |
| Earned Run Average (min. 30 IP).... | 0.77, Steven Schuler (2014) | | |
| Hit Batsmen | 19, Doug Fischer (2000) | | |




Steven Schuler

FIELDING

| GAME | | SEASON | |
|---------------|---|---------------|------------------------------|
| Putouts | 19, Eric Mullen (vs. Delaware, 4/17/96) | Putouts | 521, Kevin Taylor, 1B (2012) |
| Assists..... | 9, eight times <i>most recent: Taylor Boyd (vs. Massachusetts, 5/15/14)</i> | Assists | 169, Matt Maul, SS (2016) |
| Errors | 4, four times <i>most recent: Chris Cashman (vs. St. Bonaventure, 5/11/08)</i> | Errors | 35, Tom Gibson, SS (1998) |
| CAREER | | | |
| Putouts | 1,309, Mike Gentile, 1B (2004-07) | | |
| Assists | 595, Matt Maul, SS (2015-18) | | |
| Errors | 83, Pace Bradshaw, SS (1999-02) | | |

TEAM RECORDS



Mike DeVincentis



Eric Wyatt

HITTING

| GAME | | SEASON | |
|----------------------|--|----------------------|--------------|
| At Bats | 62, vs. Delaware, 4/17/96 | Games Played | 57 (2012) |
| Runs Scored | 35, at New Mexico State, 3/7/10 | At Bats | 1,905 (2016) |
| Hits | 31, at New Mexico State, 3/7/10 | Runs Scored | 376 (2000) |
| Singles | 24, at New Mexico State, 3/7/10 | Hits | 587 (2000) |
| Doubles | 9, vs. Long Island, 3/24/00 | Doubles | 119 (2000) |
| Triples | 4, vs. Philadelphia Textile, 4/28/93 | Triples | 21 (1977) |
| Home Runs | 5, two times <i>most recent: 5/14/16 vs. Fordham</i> | Home Runs | 57 (2016) |
| Runs Batted In | 32, at New Mexico State, 3/7/10 | Runs Batted In | 327 (2000) |
| Walks | 18, at Delaware State, 2/25/97 | Batting Average | .329 (2001) |
| Hit By Pitch | 10, at Fordham, 4/5/09 | Total Bases | 818 (2000) |
| Strikeouts | 18, four times <i>most recent: at Fordham, 4/14/17</i> | Slugging Percentage | .470 (1982) |
| Sacrifice Hits | 4, many times <i>most recent: vs. Rhode Island, 3/31/12</i> | Walks | 264 (1995) |
| Sacrifice Flies | 4, vs. Georgetown, 3/15/14 | Hit By Pitch | 104 (2009) |
| Stolen Bases | 9, at Georgetown, 2/26/95 | Strikeouts | 469 (2016) |
| Stolen Base Attempts | 10, at Georgetown, 2/26/95 | Sacrifice Hits | 42 (2012) |
| | | Sacrifice Flies | 31 (2000) |
| | | Stolen Bases | 90 (1999) |
| | | Stolen Base Attempts | 114 (1995) |

PITCHING

| GAME | | SEASON | |
|-----------------|---|--------------------|--------------|
| Innings Pitched | 17, vs. Delaware, 4/17/96 | Wins | 35 (2014) |
| Runs Allowed | 33, at New Mexico State, 3/5/10 | Losses | 44 (2004) |
| Hits Allowed | 26, at James Madison, 3/10/02 | Saves | 13 (2016) |
| Strikeouts | 18, vs. Saint Peter's, 3/24/10 | Innings Pitched | 508.1 (2012) |
| Walks | 17, vs. Pittsburgh, 3/8/91 | Complete Games | 23 (1995) |
| Wild Pitches | 8, twice <i>most recent: vs. Temple, 5/09/99</i> | Shutouts | 5 (1982) |
| | | Strikeouts | 383 (2013) |
| | | Walks | 277 (1994) |
| | | Earned Run Average | 1.67 (1973) |

FIELDING

| GAME | | SEASON | |
|---------|---|---------------------|--|
| Putouts | 51, vs. Delaware, 4/17/96 | Putouts | 1,525 (2012) |
| Assists | 22, vs. Temple, 5/7/95 vs. Delaware, 4/17/96 | Assists | 674 (2012) |
| Errors | 10, vs. Vanderbilt, 3/5/86 at Tulane, 2/8/03 | Errors | 123 (1994) |
| | | Fielding Percentage | .976 (2018) |
| | | Double Plays | 59 (2014) |
| | | Triple Plays | 1, four times <i>most recent: at VCU, 4/28/17</i> |
| | | Passed Balls | 38 (1992) |

OPPONENTS' HITTING

| GAME | | SEASON | |
|----------------------|---|----------------------|--------------|
| At Bats | 62, by Delaware, 4/17/96 | At Bats | 1,953 (2006) |
| Runs Scored | 33, by New Mexico State, 3/5/10 | Runs Scored | 439 (1994) |
| Hits | 26, by James Madison, 3/10/02 | Hits | 596 (2006) |
| Singles | 19, by Drexel, 4/7/92 | Doubles | 135 (2006) |
| Doubles | 10, by La Salle, 4/9/87 | Triples | 31 (1997) |
| Triples | 3, four times <i>most recent: by Rhode Island, 4/10/15</i> | Home Runs | 54 (2010) |
| Home Runs | 6, three times <i>most recent: by New Mexico State, 3/6/10</i> | Runs Batted In | 376 (2006) |
| Runs Batted In | 29, by New Mexico State, 3/5/10 | Batting Average | .343 (2002) |
| Walks | 17, by Pittsburgh, 3/7/93 | Total Bases | 897 (2006) |
| Strikeouts | 18, by Saint Peter's, 3/24/10 | Slugging Percentage | .521 (1987) |
| Sacrifice Hits | 4, by Rhode Island, 3/31/12 | Sacrifice Hits | 54 (2012) |
| Sacrifice Flies | 5, by George Washington, 4/29/95 | Sacrifice Flies | 39 (1995) |
| Stolen Bases | 7, many times | Stolen Bases | 123 (1994) |
| Stolen Base Attempts | 12, by Pittsburgh, 3/8/91 | Stolen Base Attempts | 143 (1994) |

OPPONENTS' PITCHING

| GAME | | SEASON | |
|-----------------|--|--------------------|----------------------|
| Innings Pitched | 17, by Delaware, 4/17/96 | Saves | 18 (2011) |
| Runs Allowed | 35, by New Mexico State, 3/7/10 | Innings Pitched | 506.2 (2012) |
| Hits Allowed | 31, by New Mexico State, 3/7/10 | Complete Games | 19 (1992, 1996) |
| Strikeouts | 18, three times <i>most recent: by Fordham, 4/14/17</i> | Shutouts | 6 (1989, 1999, 2012) |
| Walks | 18, by Delaware State, 2/25/97 | Earned Run Average | 2.69 (1960) |
| Wild Pitches | 7, by St. Bonaventure, 4/10/93 | | |

ALL-TIME OFFENSIVE TOP TENS

BATTING AVERAGE

| Season (minimum 75 AB) | | Career (minimum 200 AB) | |
|---------------------------|------|---------------------------------|------|
| 1. Steve Yentsch (1977) | .473 | 1. Dave Landers (1969-71) | .393 |
| 2. Jim Clouser (1968) | .464 | 2. Mike Migliarese (1988-90) | .390 |
| 3. Mike Migliarese (1990) | .453 | 3. Kevin Kirkby (1998-2001) | .367 |
| 4. Dom Lamberto (1982) | .430 | 4. Jim Clouser (1968-70) | .364 |
| 5. Kevin Kirkby (2000) | .424 | 5. Mike Walls (2000-03) | .356 |
| 6. Dave Landers (1969) | .424 | 6. Bill Weingartner (1992-95) | .349 |
| 7. Dave Landers (1970) | .420 | 7. Deon Stafford, Jr. (2015-17) | .348 |
| 8. Jim Moran (1986) | .415 | 8. Steve Yentsch (1974-77) | .343 |
| 9. Chris Loschiavo (1984) | .407 | 9. Jim Moran (1983-86) | .343 |
| 10. Chuck Ercole (1979) | .406 | 10. Tom Wynne (1961-63) | .341 |

HOME RUNS

| Season | | Career | |
|------------------------------|----|--------------------------------------|----|
| 1. Deon Stafford, Jr. (2016) | 18 | 1. John Brue (2013-16) | 30 |
| 2. John Brue (2016) | 15 | 2. Deon Stafford, Jr. (2015-17) | 28 |
| 3. John Brue (2015) | 13 | 3. Jason Hamilton (1991-93) | 25 |
| 4. John DelMonte (1978) | 12 | 4. Tim Gunn (1998-2001) | 20 |
| 5. Dom Lamberto (1982) | 11 | 5. Eric Wyatt (1998-2001) | 18 |
| 6. Jason Hamilton (1991) | 11 | 6. Scott Gilbert (1984-85; 87-88) | 18 |
| 7. Cal Jadacki (2016) | 10 | 7. Bill Weingartner (1992-95) | 18 |
| 8. Nine tied with | 8 | 8. Eric Mullen (1993-96) | 17 |
| | | 9. Kevin Taylor (2009-12) | 17 |
| | | 10. Jim Moran (1983-86) | 16 |
| | | 11. Charlie Concannon (2016-present) | 16 |

AT BATS

| Season | | Career | |
|------------------------------|-----|---------------------------------|-----|
| 1. Danny Lauer (1995) | 217 | 1. Matt Maul (2015-18) | 777 |
| 2. Chris Hueth (2014) | 215 | 2. Mike DeVincentis (1997-2001) | 756 |
| 3. Deon Stafford, Jr. (2016) | 215 | 3. Stefan Kancylarz (2012-15) | 753 |
| 4. Brian O'Keefe (2014) | 214 | 4. Bill Weingartner (1992-95) | 719 |
| 5. John Brue (2016) | 213 | 5. Kevin Kirkby (1998-2001) | 717 |
| 6. Matt Maul (2016) | 213 | 6. Pace Bradshaw (1999-2002) | 695 |
| 7. Brian O'Keefe (2013) | 212 | 7. Tom Gibson (1998-2001) | 682 |
| 8. Stefan Kancylarz (2012) | 211 | 8. Danny Lauer (1993-96) | 671 |
| 9. Danny Lauer (1994) | 209 | 9. Eric Wyatt (1998-2001) | 671 |
| 10. Mike DeVincentis (2000) | 207 | 10. Taylor Boyd (2014-17) | 671 |
| 11. Tommy Cunningham (2014) | 207 | | |

RUNS BATTED IN

| Season | | Career | |
|-------------------------------|----|---------------------------------|-----|
| 1. Jason Hamilton (1991) | 56 | 1. Bill Weingartner (1992-95) | 176 |
| 2. Cal Jadacki (2016) | 54 | 2. Mike DeVincentis (1997-2001) | 166 |
| 3. Tim Gunn (1999) | 53 | 3. Eric Mullen (1993-96) | 132 |
| 4. Bill Weingartner (1994) | 52 | 4. Tim Gunn (1998-2001) | 132 |
| 5. Eric Mullen (1995) | 51 | 5. Mike Sharkey (1993-96) | 129 |
| 6. John Brue (2015) | 51 | 6. Kevin Kirkby (1998-2001) | 126 |
| 7. Bill Weingartner (1995) | 50 | 7. John Brue (2013-16) | 123 |
| 8. Mike Migliarese (1990) | 49 | 8. Stefan Kancylarz (2012-15) | 122 |
| 9. Danny Lauer (1995) | 49 | 9. Justin Godusky (1999-2002) | 118 |
| 10. Mike DeVincentis (2000) | 49 | 10. Danny Lauer (1993-96) | 116 |
| 11. Deon Stafford, Jr. (2016) | 49 | | |

RUNS SCORED

| Season | | Career | |
|------------------------------|----|---------------------------------|-----|
| 1. Kevin Kirkby (2000) | 58 | 1. Kevin Kirkby (1998-2001) | 163 |
| 2. Brian O'Keefe (2014) | 58 | 2. Mike Sharkey (1993-96) | 154 |
| 3. Chris Hueth (2014) | 57 | 3. Danny Lauer (1993-96) | 141 |
| 4. Deon Stafford, Jr. (2016) | 57 | 4. Bill Weingartner (1992-95) | 140 |
| 5. Mike Sharkey (1994) | 51 | 5. Robbie Reed (1997-2000) | 139 |
| 6. Danny Lauer (1995) | 51 | 6. Mike DeVincentis (1997-2001) | 137 |
| 7. Collin Forgey (2014) | 51 | 7. Brian Obermeier (1992-95) | 135 |
| 8. Tom Verratti (1992) | 48 | 8. Eric Wyatt (1998-2001) | 133 |
| 9. Danny Lauer (1994) | 47 | 9. Tom Gibson (1998-2001) | 132 |
| 10. Robbie Reed (2000) | 46 | 10. Tom Verratti (1990-92) | 130 |

WALKS

| Season | | Career | |
|------------------------------|----|---------------------------------|-----|
| 1. Ron Obermeier (1991) | 44 | 1. Mike Sharkey (1993-96) | 122 |
| 2. Jason Tarewicz (2004) | 43 | 2. Stefan Kancylarz (2012-15) | 120 |
| 3. Deon Stafford, Jr. (2017) | 42 | 3. Robbie Reed (1997-2000) | 119 |
| 4. Mike Sharkey (1994) | 41 | 4. Tom Baschoff (1982-85) | 111 |
| 5. Marc Giacalone (2016) | 41 | 5. Jason Tarewicz (2001-04) | 110 |
| 6. Bill Black (1995) | 40 | 6. Bill Black (1994-97) | 107 |
| 7. Jamie Clancy (1999) | 40 | 7. Kevin Kirkby (1998-2001) | 104 |
| 8. Mike Sposato (1998) | 38 | 8. Ron Obermeier (1990-93) | 102 |
| 9. Deon Stafford, Jr. (2016) | 36 | 9. Deon Stafford, Jr. (2015-17) | 102 |
| 10. Four with | 35 | 10. Tom Verratti (1990-92) | 101 |
| | | 11. Brian Obermeier (1992-95) | 101 |

HITS

| Season | | Career | |
|------------------------------|----|---------------------------------|-----|
| 1. Deon Stafford, Jr. (2016) | 85 | 1. Kevin Kirkby (1998-2001) | 263 |
| 2. Kevin Kirkby (2000) | 84 | 2. Bill Weingartner (1992-95) | 251 |
| 3. Danny Lauer (1995) | 81 | 3. Mike DeVincentis (1997-2001) | 245 |
| 4. Mike DeVincentis (2000) | 79 | 4. Stefan Kancylarz (2012-15) | 228 |
| 5. Brian O'Keefe (2014) | 75 | 5. Matt Maul (2015-18) | 226 |
| 6. Danny Lauer (1994) | 74 | 6. Danny Lauer (1993-96) | 225 |
| 7. Collin Forgey (2014) | 72 | 7. David Valesente (2007-10) | 216 |
| 8. Bill Weingartner (1995) | 71 | 8. Pace Bradshaw (1999-2002) | 215 |
| 9. Justin Godusky (2000) | 68 | 9. Justin Godusky (1999-2002) | 213 |
| 10. Greg Kumpel (2011) | 68 | 10. Eric Wyatt (1998-2001) | 203 |

STOLEN BASES

| Season | | Career | |
|--------------------------|----|--------------------------------|----|
| 1. Eric Wyatt (1999) | 26 | 1. Eric Wyatt (1998-2001) | 52 |
| 2. Dave Owsik (1970) | 24 | 2. Tom Verratti (1990-92) | 48 |
| 3. Ryan Stadanick (2004) | 23 | 3. Robbie Reed (1997-2000) | 47 |
| 4. Tom Verratti (1992) | 20 | 4. Danny Lauer (1993-96) | 46 |
| 5. Jason Tarewicz (2004) | 20 | 5. Jeremy Jakubowski (2005-08) | 46 |
| 6. Dave Carr (1985) | 19 | 6. John DelMonte (1977-79) | 43 |
| 7. Ron Obermeier (1991) | 19 | 7. Bill Stewart (1975-78) | 42 |
| 8. Tom Verratti (1991) | 19 | 8. Jason Tarewicz (2001-2004) | 42 |
| 9. Dave Landers (1971) | 18 | 9. Ron Obermeier (1990-93) | 40 |
| 10. Bill Stewart (1976) | 18 | 10. Mike Sposato (1995-98) | 38 |
| 11. John DelMonte (1978) | 18 | 11. Matt Maul (2015-18) | 38 |
| 12. Robbie Reed (2000) | 18 | | |

DOUBLES

| Season | | Career | |
|------------------------------|----|--------------------------------------|----|
| 1. Kevin Kirkby (1999) | 24 | 1. Mike DeVincentis (1997-2001) | 55 |
| 2. Ron Obermeier (1993) | 19 | 2. Kevin Kirkby (1998-2001) | 51 |
| 3. Mike Walls (2002) | 19 | 3. Justin Godusky (1999-2002) | 50 |
| 4. Deon Stafford, Jr. (2015) | 19 | 4. Robbie Reed (1997-2000) | 47 |
| 5. Charlie Concannon (2016) | 19 | 5. Stefan Kancylarz (2012-15) | 46 |
| 6. Eric Wyatt (2001) | 18 | 6. David Valesente (2007-10) | 45 |
| 7. Justin Godusky (2000) | 18 | 7. Bill Weingartner (1992-95) | 43 |
| 8. Jason Tarewicz (2004) | 17 | 8. Eric Wyatt (1998-2001) | 43 |
| 9. Ben Wendle (2007) | 17 | 9. Ben Wendle (2006-09) | 43 |
| 10. Stefan Kancylarz (2015) | 17 | 10. Brian O'Keefe (2012-14) | 39 |
| 11. Brian Lau (2016) | 17 | 11. Charlie Concannon (2016-present) | 39 |

GAMES PLAYED

| Season | | Career | |
|----------------------------|----|---------------------------------|-----|
| 1. Stefan Kancylarz (2012) | 56 | 1. Mike DeVincentis (1997-2001) | 206 |
| 2. Danny Lauer (1995) | 55 | 2. Kevin Kirkby (1998-2001) | 206 |
| 3. Eric Mullen (1995) | 55 | 3. Tom Gibson (1998-2001) | 203 |
| 4. Rich Pascucci (1995) | 55 | 4. Pace Bradshaw (1999-2002) | 203 |
| 5. Bill Weingartner (1995) | 55 | 5. Robbie Reed (1997-2000) | 202 |
| 6. Tim Gunn (1999) | 55 | 6. Stefan Kancylarz (2012-15) | 202 |
| 7. Kevin Kirkby (1999) | 55 | 7. Justin Godusky (1999-2002) | 197 |
| 8. Robbie Reed (1999) | 55 | 8. Bill Weingartner (1992-95) | 194 |
| 9. Nine with | 54 | 9. Matt Maul (2015-18) | 194 |
| | | 10. Eric Wyatt (1998-2001) | 193 |

TRIPLES

| Season | | Career | |
|-----------------------------|---|------------------------------------|----|
| 1. Bill DeAngelis (1968) | 7 | 1. Eric Wyatt (1998-2001) | 15 |
| 2. Eric Wyatt (1999) | 7 | 2. Stefan Kancylarz (2012-15) | 12 |
| 3. Scott Gilbert (1985) | 6 | 3. Bill DeAngelis (1966-68) | 11 |
| 4. Eric Wyatt (2000) | 6 | 4. Bill Stewart (1975-78) | 11 |
| 5. Jeremy Jakubowski (2008) | 6 | 5. Mike Sharkey (1993-96) | 11 |
| 6. Mike Sharkey (1993) | 5 | 6. Danny Lauer (1993-96) | 10 |
| 7. Danny Lauer (1994) | 5 | 7. Jeremy Jakubowski (2005-08) | 10 |
| 8. Rob Pimpinella (2005) | 5 | 8. Bill Weingartner (1992-95) | 9 |
| 9. Dewey Oriente (2010) | 5 | 9. Chris Hueth (2011-14) | 9 |
| 10. Nine tied with | 4 | 10. Scott Gilbert (1984-85; 87-88) | 8 |
| | | 11. Mike Migliarese (1988-90) | 8 |
| | | 12. Jim Cobb (1982-84) | 8 |
| | | 13. Dewey Oriente (2007-10) | 8 |



All-time RBI king and 2011 SJU Baseball Hall of Fame inductee Bill Weingartner.

ALL-TIME PITCHING TOP TENS

EARNED RUN AVERAGE

| Season (minimum 30 IP) | Career (minimum 60 IP) |
|---|--|
| 1. Steven Schuler (2014) 0.77 | 1. John Barth (1968-70) 1.59 |
| 2. John Butz (1965) 1.07 | 2. John Butz (1964-66) 1.75 |
| 3. Jamie Moyer (1982) 1.21 | 3. Jamie Moyer (1982-84) 1.99 |
| 4. Kevin Quirk (1980) 1.26 | 4. Steven Schuler (2011-14) 2.78 |
| 5. Bob Blumber (1973) 1.32 | 5. Tim Brennan (2016-18) 2.79 |
| 6. Tom Pippet (1971) 1.45 | 6. Lansing Veeder (2012-15) 2.92 |
| 7. Dave Thornton (1976) 1.48 | 7. Carl Vogt-Lowell (1968-69) 3.32 |
| 8. Sean Finnegan (1983) 1.51 | 8. Justin Aungst (2015-18) 3.35 |
| 9. John Barth (1969) 1.53 | 9. Gerry Hunsicker (1970-72) 3.38 |
| 10. Justin Aungst (2015) 1.60 | 10. Randy Koch (1974-77) 3.41 |

INNINGS PITCHED

| Season | Career |
|---|---|
| 1. Kyle Mullen (2012) 105.2 | 1. Kyle Mullen (2010-13) 325.0 |
| 2. Jordan Carter (2014) 95.2 | 2. Randy Mower (2007-10) 305.2 |
| Daniel Thorpe (2014) 95.2 | 3. Jed Johnson (1993-96) 280.2 |
| 4. Alex Pracher (2012) 95.0 | 4. Jordan Carter (2011-14) 270.2 |
| 5. John Butz (1965) 92.1 | 5. Ryan Hoagey (2002-05) 266.0 |
| 6. Bill Weingartner (1995) 91.2 | 6. Daniel Thorpe (2011-14) 260.0 |
| 7. Kyle Mullen (2013) 91.0 | 7. Mike Gondos (1996-99) 255.2 |
| 8. Scott Fremont (2000) 90.1 | 8. Tim Brennan (2016-18) 251.1 |
| 9. Jason Hessler (2006) 88.2 | 9. Jack Marcellus (1995-98) 242.2 |
| Kyle Mullen (2011) 88.2 | 10. John Butz (1964-66) 220.2 |
| Tim Brennan (2018) 88.2 | |

WINS

| Season | Career |
|--------------------------------------|---|
| 1. Jordan Carter (2014) 10 | 1. Kyle Mullen (2010-13) 21 |
| Daniel Thorpe (2014) 10 | 2. Tim Brennan (2016-18) 20 |
| 3. Tim Brennan (2018) 9 | 3. Jed Johnson (1993-96) 19 |
| 4. John Butz (1965) 8 | Daniel Thorpe (2011-14) 19 |
| Jed Johnson (1995) 8 | 5. Chuck Malloy (1991-94) 18 |
| Kyle Mullen (2013) 8 | Randy Mower (2007-10) 18 |
| 7. Kevin Quirk (1980) 7 | 7. John Butz (1964-66) 16 |
| Dom Lamberto (1982) 7 | Jamie Moyer (1982-84) 16 |
| Mike Mangano (1992) 7 | 9. Mike Mangano (1989-92) 15 |
| Randy Mower (2008) 7 | 10. Bill Weingartner (1992-95) 14 |
| Tim Brennan (2016) 7 | Randy Koch (1974-77) 14 |
| Pat Vanderslice (2016) 7 | Jordan Carter (2011-14) 14 |
| | Pat Vanderslice (2015-17) 14 |

STRIKEOUTS

| Season | Career |
|--------------------------------------|---|
| 1. Jamie Moyer (1984) 90 | 1. Kyle Mullen (2010-13) 264 |
| Kyle Mullen (2012) 90 | 2. Tim Brennan (2016-18) 216 |
| 3. Tim Brennan (2018) 84 | 3. John Butz (1964-66) 212 |
| 4. John Butz (1965) 83 | 4. Daniel Thorpe (2011-14) 197 |
| 5. Jason Hessler (2006) 82 | 5. Mike Gondos (1996-99) 193 |
| 6. Jordan Carter (2014) 81 | 6. Ryan Hoagey (2002-05) 190 |
| 7. Alex Pracher (2012) 80 | 7. Chuck Malloy (1991-94) 183 |
| 8. Mike Mangano (1992) 78 | Jed Johnson (1993-96) 183 |
| 9. Chuck Malloy (1994) 77 | 9. Mike Mangano (1989-92) 181 |
| Kyle Mullen (2013) 77 | 10. Jordan Carter (2011-14) 179 |

SAVES

| Season | Career |
|--|---|
| 1. Jimmy Yacobonis (2013) 10 | 1. Kevin Kirkby (1998-01) 12 |
| 2. Ryan Kelly (2016) 8 | 2. Jimmy Yacobonis (2011-13) 10 |
| 3. Kevin Kirkby (2001) 7 | Steven Schuler (2011-14) 10 |
| 4. Mark Imbo (2006) 6 | Lansing Veeder (2012-15) 10 |
| Steven Schuler (2014) 6 | Ryan Kelly (2014-18) 10 |
| 6. John Barth (1968) 5 | 6. Chuck Malloy (1991-94) 8 |
| Kevin Kirkby (2000) 5 | 7. Mike Gondos (1996-99) 6 |
| Lansing Veeder (2015) 5 | Mark Imbo (2005-2008) 6 |
| 9. Chuck Malloy (1994) 4 | Chris Prescott (2006-09) 6 |
| Chris Prescott (2008) 4 | 10. John Barth (1968-70) 5 |
| Chris Hildreth (2009) 4 | Bill Weingartner (1992-95) 5 |
| Ryan Kemp (2011) 4 | Jim Boylan (1998-01) 5 |
| Kevin Burum (2012) 4 | Jim Boylan (2014-17) 5 |
| Brian Lau (2016) 4 | |

APPEARANCES

| Season | Career |
|---------------------------------------|--|
| 1. Steven Schuler (2012) 30 | 1. Steven Schuler (2011-14) 93 |
| 2. Mark Imbo (2006) 28 | 2. Ryan Kelly (2014-18) 74 |
| 3. Lansing Veeder (2014) 27 | 3. Mike Gondos (1996-99) 73 |
| 4. Steven Schuler (2013) 26 | 4. Jim Boylan (1998-01) 72 |
| Jimmy Yacobonis (2013) 26 | Jeff Williams (2004-07) 72 |
| 6. Ryan Kemp (2011) 25 | 6. Daniel Thorpe (2011-14) 71 |
| Steven Schuler (2014) 25 | 7. Ryan Hoagey (2002-05) 66 |
| 8. Ryan Kelly (2016) 24 | Lansing Veeder (2012-15) 66 |
| 9. Mike Muha (2012) 23 | 9. Nate Yeagle (1994-97) 64 |
| 10. Jim Boylan (1999) 22 | Adam Rivera (2007-10) 64 |
| Dominic Favazza (2011) 22 | |



Left: Kyle Mullen, SJU's all-time leader in wins, strikeouts, and innings pitched. Right: All-time starts leader Randy Mower.

GAMES STARTED

| Season | Career |
|--|--|
| 1. Jed Johnson (1995) 16 | 1. Randy Mower (2007-10) 56 |
| Scott Fremont (2000) 16 | 2. Kyle Mullen (2010-13) 52 |
| Randy Mower (2008) 16 | 3. Jordan Carter (2011-14) 47 |
| Daniel Thorpe (2014) 16 | 4. Jed Johnson (1993-96) 46 |
| 5. Mike Gondos (1999) 15 | 5. Jack Marcellus (1995-98) 44 |
| Jason Hessler (2006) 15 | 6. Ryan Hoagey (2002-05) 38 |
| Randy Mower (2007) 15 | 7. Daniel Thorpe (2011-14) 37 |
| Jordan Carter (2012) 15 | Tim Brennan (2016-18) 37 |
| Kyle Mullen (2012) 15 | 9. Rob Anne (1991-94) 36 |
| 10. Jack Marcellus (1997) 14 | Bill Weingartner (1992-95) 34 |
| Ryan Hoagey (2005) 14 | Mike Gondos (1996-99) 34 |
| A.J. Holland (2011) 14 | Eric Wyatt (1998-2001) 34 |
| Kyle Mullen (2011) 14 | |
| Alex Pracher (2012) 14 | |
| Jordan Carter (2013) 14 | |
| Kyle Mullen (2013) 14 | |
| Jordan Carter (2014) 14 | |
| Tim Brennan (2016) 14 | |

COMPLETE GAMES

| Season | Career |
|-----------------------------------|--|
| 1. Jed Johnson (1996) 9 | 1. Jed Johnson (1993-96) 20 |
| 2. Jed Johnson (1995) 8 | 2. John Butz (1964-66) 16 |
| 3. John Butz (1965) 8 | 3. Rick Bickhardt (1986-89) 15 |
| Keith Davis (1986) 8 | Rob Anne (1991-94) 15 |
| 5. Jamie Moyer (1984) 7 | 5. Joe Capriotti (1987-90) 14 |
| Rick Bickhardt (1986) 7 | 6. Mike Mangano (1989-92) 13 |
| 7. Eight tied with 6 | 7. Rich Bogle (1965-67) 12 |
| | Jamie Moyer (1982-84) 12 |
| | Keith Davis (1984-87) 12 |
| | 10. Mike Gondos (1996-99) 10 |
| | Gerry Hunsicker (1970-72) 10 |

YEAR-BY-YEAR RESULTS

| YEAR | OVERALL | | | Pct. | CONFERENCE | | | Place | Coach | Captain(s) |
|---------------|----------------|--------------|-----------|-------------|-------------|------------|----------|-------------|-----------------------------|---|
| | W | L | T | | W | L | T | | | |
| 1910-23 | under research | | | | independent | | | | under research | under research |
| 1924 | 4 | 8 | 0 | .333 | independent | | | | Joe Yates | Joe Gannon |
| 1925 | under research | | | | independent | | | | under research | under research |
| 1926 | 1 | 4 | 0 | .200 | independent | | | | Joe Gannon | under research |
| 1927 | under research | | | | independent | | | | Collins | Joe McDonnell |
| 1928 | 3 | 3 | 0 | .500 | independent | | | | John Castle | under research |
| 1929 | 3 | 5 | 0 | .375 | Independent | | | | Emid Thomas | under research |
| 1930 | 4 | 8 | 0 | .333 | independent | | | | Bill Ferguson | under research |
| 1931-45 | no team | | | | | | | | | |
| 1946 | 1 | 7 | 0 | .125 | independent | | | | Vince Mallon | under research |
| 1947 | 5 | 10 | 0 | .333 | independent | | | | Vince Mallon | Joe Fitzpatrick |
| 1948 | 6 | 5 | 0 | .545 | independent | | | | Pep Young | Bob Poletti |
| 1949 | 11 | 7 | 0 | .611 | independent | | | | Pep Young | Bob Poletti |
| 1950 | 6 | 8 | 0 | .429 | independent | | | | Pep Young | Bob Coogan, Tom Hannigan |
| 1951 | 7 | 8 | 1 | .468 | independent | | | | Pep Young | Jack McGlone |
| 1952 | 5 | 7 | 0 | .417 | independent | | | | Pep Young | Don Barr |
| 1953 | 2 | 10 | 0 | .167 | independent | | | | Pep Young | Joe Homyak |
| 1954 | 5 | 11 | 0 | .313 | independent | | | | Pep Young | Tom McHugh |
| 1955 | 6 | 13 | 0 | .316 | independent | | | | Pep Young | Jim Brennan, Jerry Didyoung |
| 1956 | 6 | 12 | 0 | .333 | independent | | | | Jack Ramsay | Jack Gallop |
| 1957 | 7 | 11 | 0 | .389 | independent | | | | Jack Ramsay | Nick Cantwell |
| 1958 | 6 | 10 | 0 | .375 | 3 | 8 | 0 | 6th | Jack Ramsay | under research |
| 1959 | 2 | 16 | 0 | .111 | 2 | 12 | 0 | 10th | Al Brancato | Jack Shields |
| 1960 | 7 | 11 | 0 | .389 | 7 | 6 | 0 | 5th | Al Brancato | under research |
| 1961 | 10 | 10 | 0 | .500 | 9 | 7 | 0 | 5th | Al Brancato | John Lyons |
| 1962 | 7 | 11 | 1 | .389 | 2 | 5 | 0 | 7th | Al Brancato | Harry Booth |
| 1963 | 7 | 11 | 0 | .389 | 1 | 8 | 0 | 9th | Al Brancato | Joe Tracey |
| 1964 | 5 | 9 | 2 | .375 | 2 | 5 | 1 | 8th | Al Brancato | Ed McAndrew |
| 1965 | 12 | 4 | 1 | .735 | 4 | 3 | 1 | 3rd | Harry Booth | Ed Walsh, Gerry Connors |
| 1966 | 12 | 8 | 0 | .600 | 2 | 5 | 0 | 7th | Harry Booth | John Glodek |
| 1967 | 12 | 10 | 0 | .545 | 5 | 6 | 0 | 6th | Harry Booth | Joe Grace, Tom Hinckle |
| 1968 | 15 | 7 | 1 | .674 | 6 | 5 | 0 | 6th | Harry Booth | Bill DeAngelis, Dennis Fabian |
| 1969 | 11 | 11 | 1 | .500 | 3 | 9 | 1 | 9th | Harry Booth | Jerry Benetatos |
| 1970 | 15 | 6 | 0 | .714 | 6 | 4 | 0 | 2nd | Harry Booth/Marty Pollock** | Jim Clouser |
| 1971* | 19 | 7 | 1 | .722 | 8 | 4 | 0 | 1st | Harry Booth/Marty Pollock** | Norm Kraft, Dave Landers |
| 1972 | 12 | 6 | 1 | .658 | 6 | 3 | 0 | 2nd | Harry Booth | Gerry Hunsicker, Joe Levins |
| 1973 | 15 | 6 | 0 | .714 | 6 | 4 | 0 | 2nd | Harry Booth | Bill Miller |
| 1974* | 17 | 15 | 0 | .531 | 9 | 3 | 0 | 1st | Harry Booth | Joe Spiecker |
| 1975 | 14 | 10 | 0 | .583 | 7 | 2 | 0 | 2nd | Barry Kirsch | Craig Eddinger |
| 1976 | 17 | 8 | 0 | .680 | 7 | 3 | 0 | 2nd | Barry Kirsch | Greg Levensgood, Pat Nowlan |
| 1977 | 19 | 13 | 1 | .591 | 7 | 3 | 0 | 2nd | Barry Kirsch | Steve Alemi, Rich Horan, Randy Koch |
| 1978 | 12 | 20 | 0 | .375 | 4 | 6 | 0 | 4th | Barry Kirsch | Tony Mullen, Bill Stewart, Dave Thornton |
| 1979 | 12 | 17 | 0 | .414 | 8 | 2 | 0 | 2nd | Barry Kirsch | Dave Thornton |
| 1980 | 14 | 14 | 0 | .500 | 6 | 4 | 0 | 2nd | Barry Kirsch | Ralph Dell'Arciprete, Chuck Ercole, Kevin Quirk |
| 1981 | 15 | 16 | 2 | .484 | 6 | 4 | 0 | 3rd | George Bennett | Ed Dempsey, Chuck Ercole |
| 1982 | 20 | 6 | 1 | .769 | 5 | 4 | 1 | 3rd | George Bennett | Ed Dempsey, Kevin Mullen |
| 1983 | 19 | 12 | 0 | .613 | 5 | 7 | 0 | T-2nd | George Bennett | Ed Dempsey, Craig Kriebel |
| 1984 | 14 | 19 | 0 | .424 | 6 | 5 | 0 | T-2nd | George Bennett | Jamie Moyer |
| 1985 | 12 | 23 | 0 | .343 | 2 | 10 | 0 | 5th | Mike Creciun | Tom Baschoff, Ed Berryman, Jim Moran |
| 1986 | 6 | 27 | 1 | .182 | 2 | 8 | 1 | 5th | Mike Creciun | Tim Koch, Jim Moran |
| 1987 | 9 | 26 | 0 | .257 | 2 | 14 | 0 | 5th | Chris Loschiavo | Bill Anderson, Keith Davis, Scott Gilbert |
| 1988 | 16 | 23 | 1 | .413 | 4 | 12 | 0 | 5th | Chris Loschiavo | Scott Gilbert |
| 1989 | 14 | 26 | 0 | .350 | 4 | 11 | 0 | 5th | Chris Loschiavo | Mark Higgins, Mike Migliarese |
| 1990 | 19 | 26 | 1 | .424 | 3 | 13 | 0 | 5th | Chris Loschiavo | Joe Capriotti, Mike Migliarese, Jay Wrabel |
| 1991 | 23 | 24 | 0 | .489 | 6 | 10 | 0 | 4th | Chris Loschiavo | Chris Carmolingo, Tom Verratti |
| 1992 | 20 | 24 | 1 | .456 | 6 | 10 | 0 | 3rd | Chris Loschiavo | Tom Verratti |
| 1993 | 20 | 19 | 1 | .513 | 10 | 10 | 0 | T-4th | Chris Loschiavo | Marty Carey |
| 1994 | 19 | 35 | 0 | .352 | 8 | 15 | 0 | 7th | Chris Loschiavo | Matt Collins, Ray Fanning |
| 1995 | 25 | 30 | 0 | .455 | 12 | 12 | 0 | 5th | Chris Loschiavo | Mike Collins, Frank Fiorelli, Bill Weingartner |
| 1996 | 19 | 32 | 1 | .375 | 8 | 11 | 1 | T-4th | Chris Loschiavo | Mike Collins |
| 1997 | 14 | 35 | 1 | .290 | 4 | 17 | 0 | 6th | Jim Ertel | Bill Black, Rich Pascucci |
| 1998 | 21 | 26 | 1 | .447 | 6 | 12 | 0 | 6th | Jim Ertel | Dan Hefton, Jack Marcellus |
| 1999 | 21 | 33 | 1 | .391 | 5 | 16 | 0 | 6th | Jim Ertel | Jamie Clancy, Mike De Vincentis, Mike Gondos |
| 2000 | 20 | 33 | 0 | .377 | 8 | 13 | 0 | T-4th | Jim Ertel | Mike DeVincentis, Robbie Reed |
| 2001 | 23 | 27 | 1 | .461 | 10 | 12 | 0 | T-6th | Jim Ertel | Jim Boylan, Mike DeVincentis, Kevin Kirkby |
| 2002 | 16 | 36 | 1 | .311 | 10 | 14 | 0 | T-5th | Jim Ertel | Pace Bradshaw, Scott Fremont, Justin Godusky |
| 2003 | 17 | 31 | 0 | .354 | 10 | 14 | 0 | T-4th | Jim Ertel | Scott Fremont, Mike Walls |
| 2004 | 10 | 44 | 0 | .185 | 4 | 20 | 0 | 6th | Jim Ertel | Al Braun, Bill McCollum |
| 2005 | 14 | 38 | 0 | .269 | 8 | 16 | 0 | 5th | Shawn Pender | Al Braun, Greg Mason |
| 2006 | 17 | 39 | 0 | .304 | 9 | 18 | 0 | T-12th | Shawn Pender | Greg Mason |
| 2007 | 10 | 39 | 0 | .204 | 6 | 21 | 0 | 14th | Shawn Pender | Matt Godusky |
| 2008 | 18 | 34 | 0 | .346 | 9 | 18 | 0 | 14th | Lee Saverio | Mike Blahusch, Jason Hessler |
| 2009 | 16 | 30 | 1 | .351 | 9 | 17 | 0 | T-11th | Fritz Hamburg | Mike Blahusch, Ben Wendle |
| 2010 | 18 | 29 | 0 | .383 | 13 | 14 | 0 | T-8th | Fritz Hamburg | Mike Coleman, Doug DiSandro |
| 2011 | 21 | 31 | 0 | .404 | 11 | 13 | 0 | 9th | Fritz Hamburg | Mike Coleman, Chad Simendinger |
| 2012 | 25 | 32 | 0 | .439 | 13 | 10 | 0 | 6th | Fritz Hamburg | Drew Stoll, Kevin Taylor |
| 2013 | 26 | 26 | 0 | .500 | 12 | 12 | 0 | T-8th | Fritz Hamburg | none |
| 2014 | 35 | 16 | 0 | .686 | 18 | 8 | 0 | 2nd | Fritz Hamburg | none |
| 2015 | 21 | 28 | 0 | .429 | 11 | 12 | 0 | 11th | Fritz Hamburg | none |
| 2016 | 31 | 23 | 0 | .574 | 15 | 9 | 0 | T-3rd | Fritz Hamburg | none |
| 2017 | 21 | 25 | 0 | .457 | 12 | 12 | 0 | 8th | Fritz Hamburg | none |
| 2018 | 21 | 27 | 0 | .438 | 7 | 15 | 0 | 10th | Fritz Hamburg | none |
| Totals | 1,060 | 1,426 | 25 | .427 | 419 | 576 | 6 | .422 | 94 Seasons | |

* – qualified for NCAA Tournament

** – Harry Booth and Marty Pollock were co-head coaches in 1970 and 1971.

Conference Affiliations: 1958-74: Middle Atlantic Conference ('58-'60 Southern Division, '61-'69 University Division, '70-'74 University Division East); 1975-82: East Coast Conference (East Section); 1983-present: Atlantic 10 Conference ('83-'92, '96-'05 Eastern Division)

ALL-TIME RESULTS

KEY TO SYMBOLS:

W- win, L- loss, T- tie, (-) - site unknown, home games in CAPS
 * - conference game, + - conference tournament, # - NCAA Tournament
 \$ - Liberty Bell Classic Tournament, C - Campbell's Field (2009), ^ - Citizens Bank Park

PRIMARY HOME SITES:

| | |
|------------------|---------------------------------------|
| 2012-present | Smithson Field |
| 2009-2011 | Campbell's Field |
| 1990-2009 | Elmwood Park (Latshaw/McCarthy Field) |
| 1961-74, 1987-89 | Narberth Field |
| 1975-80, 1982-86 | Bryn Mawr Polo Field |
| 1946, 1981 | South Ardmore Field |
| 1960 | 33rd & Dauphin |
| 1959 | General Wayne Field |
| 1947-58 | Finnesey Field |

1946 (W 1, L 7)

| | | |
|------------------------------|------|---|
| 4/13 at Rider | 4-11 | L |
| 4/22 at Scranton | 5-9 | L |
| 5/8 at Pennsylvania Military | 3-1 | W |
| 5/10 at Loyola (Md.) | 9-12 | L |
| 5/11 at Georgetown | 1-8 | L |
| 5/15 Lafayette (-) | 1-9 | L |
| 5/25 SCRANTON | 7-8 | L |
| 5/31 GEORGETOWN | 0-1 | L |

1947 (W 5, L 10)

| | | |
|-------------------------------|-------|---|
| 4/2 at Penn | 6-14 | L |
| 4/8 at La Salle | 1-5 | L |
| 4/11 at Loyola (Md.) | 3-1 | W |
| 4/12 at Georgetown | 4-15 | L |
| 4/16 at Haverford | 13-1 | W |
| 4/19 TEMPLE | 0-4 | L |
| 4/23 at Swarthmore | 10-11 | L |
| 4/30 at West Chester | 6-5 | W |
| 5/7 LEBANON VALLEY | 1-7 | L |
| 5/14 at Pennsylvania Military | 3-4 | L |
| 5/17 WEST CHESTER | 10-4 | W |
| 5/23 GEORGETOWN | 6-8 | L |
| 5/24 at Temple | 3-4 | L |
| 5/27 LA SALLE | 6-5 | W |
| 5/31 LOYOLA (Md.) | 6-10 | L |

1948 (W 6, L 5)

| | | |
|---------------------|------|---|
| at Temple | 6-11 | L |
| LOYOLA (Md.) | 7-4 | W |
| HAVERFORD | 15-8 | W |
| WEST CHESTER | 2-7 | L |
| SCRANTON | 9-6 | W |
| LA SALLE | 14-4 | W |
| MUHLENBERG | 5-13 | L |
| LOYOLA (MD.) | 8-5 | W |
| at Mount St. Mary's | 7-8 | L |
| LA SALLE | 10-9 | W |
| at West Chester | 1-6 | L |

1949 (W 11, L 7)

| | | |
|-------------------------|------|---|
| 4/9 Rider (-) | 4-9 | L |
| 4/13 Haverford (-) | 16-2 | W |
| 4/19 at Loyola (Md.) | 13-7 | W |
| 4/20 Albright (-) | 4-3 | W |
| 4/27 Drexel (-) | 17-7 | W |
| 4/29 La Salle (-) | 4-8 | L |
| 4/30 at Lebanon Valley | 5-3 | W |
| 5/4 Loyola (Md.) (-) | 5-6 | L |
| 5/7 Haverford (-) | 8-2 | W |
| 5/11 La Salle (-) | 10-2 | W |
| 5/13 Muhlenberg (-) | 5-3 | W |
| 5/14 Penn (-) | 13-4 | W |
| 5/16 Rutgers-Newark (-) | 4-0 | W |
| 5/18 Pa. Military (-) | 11-1 | W |
| 5/21 West Chester (-) | 0-7 | L |
| 5/25 Temple (-) | 1-6 | L |
| 5/28 Drexel (-) | 8-10 | L |
| 6/1 Seton Hall (-) | 2-10 | L |

1950 (W 6, L 8)

| | | |
|-----------------------|------|---|
| 4/8 at Penn | 6-13 | L |
| 4/12 LA SALLE | 4-20 | L |
| 4/15 SCRANTON | 4-3 | W |
| 4/17 LOYOLA (Md.) | 12-4 | W |
| 4/19 West Chester (-) | 9-15 | L |
| 4/22 at La Salle | 3-2 | W |
| 4/29 SETON HALL | 5-3 | W |
| 5/4 LEBANON VALLEY | 6-13 | L |
| 5/10 at Haverford | 10-4 | W |
| 5/13 at Seton Hall | 9-11 | L |
| 5/17 at Drexel | 13-9 | W |
| 5/23 at Temple | 6-15 | L |
| 5/27 SAINT PETER'S | 0-11 | L |
| 6/3 at Albright | 2-4 | L |

1951 (W 7, L 8, T 1)

| | | |
|-------------------|-------|---|
| at Lebanon Valley | 4-3 | W |
| at Drexel | 2-1 | W |
| ST. JOHN'S | 4-18 | L |
| at Haverford | 11-14 | L |

| | | |
|---------------------|------|---|
| at La Salle | 1-20 | L |
| at West Chester | 6-6 | T |
| FRANKLIN & MARSHALL | 8-3 | W |
| LOYOLA (Md.) | 9-3 | W |
| ELIZABETHTOWN | 11-7 | W |
| ALBRIGHT | 7-8 | L |
| HAVERFORD | 2-6 | L |
| at Loyola (Md.) | 15-8 | W |
| TEMPLE | 3-2 | W |
| at Muhlenberg | 3-4 | L |
| LA SALLE | 3-13 | L |
| SETON HALL | 5-6 | L |

1952 (W 5, L 7)

| | | |
|-------------------|------|---|
| Drexel (-) | 9-7 | W |
| La Salle (-) | 0-6 | L |
| Elizabethtown (-) | 6-4 | W |
| at Temple | 3-6 | L |
| at Haverford | 9-4 | W |
| LA SALLE | 2-7 | L |
| MUHLENBERG | 3-2 | W |
| HAVERFORD | 6-2 | W |
| WEST CHESTER | 5-12 | L |
| TEMPLE | 1-4 | L |
| at Drexel | 1-4 | L |
| Rider (-) | 2-8 | L |

1953 (W 2, L 10)

| | | |
|-----------------------|------|---|
| LEBANON VALLEY | 1-8 | L |
| at La Salle | 5-10 | L |
| DREXEL | 8-4 | W |
| PENNSYLVANIA MILITARY | 3-7 | L |
| RIDER | 4-8 | L |
| Temple (-) | 5-8 | L |
| Drexel (-) | 5-12 | L |
| Temple (-) | 2-3 | L |
| at Albright | 3-2 | W |
| LA SALLE | 4-6 | L |
| West Chester (-) | 0-10 | L |
| West Chester (-) | 1-4 | L |

1954 (W 5, L 11)

| | | |
|---------------------------|-------|---|
| Penn (-) | 5-2 | W |
| Drexel (-) | 1-13 | L |
| Moravian (-) | 1-2 | L |
| Muhlenberg (-) | 10-29 | L |
| Haverford (-) | 8-5 | W |
| West Chester (-) | 1-3 | L |
| Georgetown (-) | 0-1 | L |
| Villanova (-) | 0-15 | L |
| Pennsylvania Military (-) | 1-6 | L |
| Haverford (-) | 12-5 | W |
| Drexel (-) | 5-2 | W |
| La Salle (-) | 2-4 | L |
| La Salle (-) | 3-5 | L |
| Franklin & Marshall (-) | 4-9 | L |
| West Chester (-) | 1-8 | L |
| Temple (-) | 11-9 | W |

1955 (W 6, L 13)

| | | |
|---------------------------|------|---|
| Haverford (-) | 12-3 | W |
| Penn (-) | 9-10 | L |
| Muhlenberg (-) | 2-4 | L |
| Rider (-) | 3-2 | W |
| Temple (-) | 2-11 | L |
| Haverford (-) | 13-8 | W |
| Drexel (-) | 4-5 | L |
| Elizabethtown (-) | 4-3 | W |
| Drexel (-) | 5-6 | L |
| Pennsylvania Military (-) | 10-8 | W |
| Albright (-) | 3-8 | L |
| La Salle (-) | 3-5 | L |
| Villanova (-) | 5-11 | L |
| Moravian (-) | 6-11 | L |
| Georgetown (-) | 9-7 | W |
| Villanova (-) | 1-7 | L |
| West Chester (-) | 5-6 | L |
| Franklin & Marshall (-) | 5-15 | L |
| Temple (-) | 5-8 | L |

1956 (W 6, L 12)

| | | |
|--------------------------------|------|---|
| 4/11 West Chester (-) | 1-4 | L |
| 4/14 Georgetown (-) | 8-12 | L |
| 4/17 Temple (-) | 6-5 | W |
| 4/20 Villanova (-) | 0-11 | L |
| 4/21 Haverford (-) | 11-9 | W |
| 4/24 La Salle (-) | 3-12 | L |
| 4/28 Elizabethtown (-) | 1-3 | L |
| 5/1 Haverford (-) | 5-1 | W |
| 5/3 Franklin & Marshall (-) | 4-8 | L |
| 5/5 Muhlenberg (-) | 2-3 | L |
| 5/8 La Salle (-) | 10-5 | W |
| 5/12 Moravian (-) | 0-1 | L |
| 5/13 West Chester (-) | 1-4 | L |
| 5/15 Drexel (-) | 5-12 | L |
| 5/16 Penn (-) | 7-12 | L |
| 5/17 Villanova (-) | 12-6 | W |
| 5/19 Pennsylvania Military (-) | 12-4 | W |
| 5/22 Temple (-) | 1-7 | L |

1957 (W 7, L 11)

| | | |
|--------------------------------|------|---|
| 4/13 West Chester (-) | 7-9 | L |
| 4/16 Temple (-) | 3-7 | L |
| 4/18 Haverford (-) | 14-2 | W |
| 4/25 Muhlenberg (-) | 4-3 | W |
| 4/26 La Salle (-) | 5-18 | L |
| 4/27 Pennsylvania Military (-) | 7-6 | W |
| 4/30 Haverford (-) | 12-2 | W |
| 5/2 Rutgers-Camden (-) | 8-6 | W |
| 5/3 Franklin & Marshall (-) | 8-2 | W |
| 5/4 Villanova (-) | 5-9 | L |
| 5/9 Penn (-) | 9-2 | W |
| 5/10 Albright (-) | 1-10 | L |
| 5/13 Villanova (-) | 1-6 | L |
| 5/16 Temple (-) | 4-13 | L |
| 5/17 La Salle (-) | 7-12 | L |
| 5/18 Pennsylvania Military (-) | 1-3 | L |
| 5/22 Drexel (-) | 3-8 | L |
| 5/25 West Chester (-) | 0-7 | L |

1958 (W 6, L 10)

| | | |
|---------------------------|------|---|
| Temple (-) | 4-11 | L |
| Pennsylvania Military (-) | 7-3 | W |
| La Salle (-) | 1-11 | L |
| West Chester (-) | 1-22 | L |
| Pennsylvania Military (-) | 12-5 | W |
| Haverford (-) | 13-6 | W |
| Penn (-) | 4-5 | L |
| Rutgers-Camden (-) | 9-7 | W |
| Haverford (-) | 8-3 | W |
| Villanova (-) | 7-4 | W |
| Muhlenberg (-) | 4-5 | L |
| La Salle (-) | 0-13 | L |
| Villanova (-) | 0-14 | L |
| Drexel (-) | 3-7 | L |
| Franklin & Marshall (-) | 1-8 | L |
| West Chester (-) | 1-4 | L |

1959 (W 2, L 16)

| | | |
|-------------------------------|-------|---|
| at Swarthmore | 0-14 | L |
| at Temple | 1-20 | L |
| 4/17 VILLANOVA | 1-19 | L |
| 4/18 at Pennsylvania Military | 0-5 | L |
| 4/22 at La Salle | 3-16 | L |
| 4/24 WEST CHESTER | 1-19 | L |
| 4/25 PENNSYLVANIA MILITARY | 11-10 | W |
| 4/29 at Haverford | 3-7 | L |
| 5/2 FRANKLIN & MARSHALL | 4-9 | L |
| 5/5 TEMPLE | 3-2 | W |
| 5/7 at Rutgers-Camden | 3-9 | L |
| 5/8 DREXEL | 6-9 | L |
| 5/9 HAVERFORD | 2-11 | L |
| 5/13 at Villanova | 3-16 | L |
| 5/15 ELIZABETHTOWN | 0-13 | L |
| 5/16 LA SALLE | 2-5 | L |
| 5/21 PENN | 7-17 | L |
| 5/23 at West Chester | 6-7 | L |

1960 (W 7, L 11)

| | | |
|----------------------------------|-------|---|
| 4/2 Franklin & Marshall (-) | 16-13 | W |
| 4/9 * Haverford (-) | 10-0 | W |
| 4/13 * Rutgers-S. Jersey (-) | 1-4 | L |
| 4/14 * Temple (-) | 0-7 | L |
| 4/21 * La Salle (-) | 1-7 | L |
| 4/23 * West Chester (-) | 2-1 | W |
| 4/25 Moravian (-) | 2-3 | L |
| 4/26 * Pennsylvania Military (-) | 5-4 | W |
| 4/30 * Villanova (-) | 0-13 | L |
| 5/2 * Temple (-) | 0-7 | L |
| 5/6 * Swarthmore (-) | 6-5 | W |
| 5/7 * Pennsylvania Military (-) | 17-8 | W |
| 5/11 * Haverford (-) | 11-2 | W |
| 5/14 * La Salle (-) | 3-13 | L |
| 5/16 Albright (-) | 1-4 | L |
| 5/19 Villanova (-) | 1-16 | L |
| 5/21 * West Chester (-) | 0-8 | L |
| 5/23 Penn (-) | 0-14 | L |

1961 (W 10, L 10)

| | | |
|----------------------------------|-------|---|
| 4/4 * Temple (-) | 0-7 | L |
| 4/5 * Drexel (-) | 13-12 | W |
| 4/8 * Haverford (-) | 8-5 | W |
| 4/12 * Elizabethtown (-) | 6-4 | W |
| 4/14 * Albright (-) | 4-7 | L |
| 4/15 Villanova (-) | 5-10 | L |
| 4/19 Penn (-) | 2-3 | L |
| 4/20 * La Salle (-) | 3-6 | L |
| 4/22 * West Chester (-) | 9-16 | L |
| 4/25 * Pennsylvania Military (-) | 6-4 | W |
| 4/26 Villanova (-) | 9-21 | L |
| 4/28 Franklin & Marshall (-) | 3-0 | W |
| 4/29 * Moravian (-) | 10-13 | L |
| 4/30 * Temple (-) | 4-2 | W |
| 5/4 * West Chester (-) | 2-1 | W |
| 5/6 * Pennsylvania Military (-) | 0-5 | L |
| 5/10 * HAVERFORD | 8-7 | W |
| 5/13 * at Swarthmore | 3-5 | L |
| 5/16 * LA SALLE | 3-2 | W |
| 5/18 * at Rutgers-Camden | 8-0 | W |

1962 (W 7, L 11, T 1)

| | | |
|-------------------------------|-------|---|
| 3/31 * at Muhlenberg | 8-6 | W |
| 4/2 * TEMPLE | 3-6 | L |
| 4/10 at Drexel | 4-4 | t |
| 4/14 WEST CHESTER | 3-7 | L |
| 4/16 * DELAWARE | 0-6 | L |
| 4/19 * LA SALLE | 4-10 | L |
| 4/24 at Pennsylvania Military | 5-3 | W |
| 4/25 GEORGETOWN | 9-8 | W |
| 4/26 at Villanova | 7-18 | L |
| 4/28 at Moravian | 3-4 | L |
| 4/30 * at Temple | 8-0 | W |
| 5/3 VILLANOVA | 6-8 | L |
| 5/5 * at Gettysburg | 2-5 | L |
| 5/7 at Penn | 4-5 | L |
| 5/9 at Haverford | 17-6 | W |
| 5/12 SWARTHMORE | 15-13 | W |
| 5/15 * at La Salle | 5-6 | L |
| 5/17 RUTGERS-CAMDEN | 14-5 | W |
| 5/19 at West Chester | 3-11 | L |

1963 (W 7, L 11)

| | | |
|------------------------------|------|---|
| 3/29 * at Temple | 1-2 | L |
| 4/3 PENN | 8-5 | W |
| 4/6 at Haverford | 10-8 | W |
| 4/9 DREXEL | 8-3 | W |
| 4/10 ALBRIGHT | 15-9 | W |
| 4/15 VILLANOVA | 4-3 | W |
| 4/17 * at Lafayette | 8-12 | L |
| 4/19 * at La Salle | 8-10 | L |
| 4/20 * at Bucknell | 0-10 | L |
| 4/22 * at Delaware | 0-5 | L |
| 4/27 * GETTYSBURG | 3-8 | L |
| 4/30 * TEMPLE* | 5-11 | L |
| 5/2 at Villanova | 2-6 | L |
| 5/4 at Pennsylvania Military | 3-5 | L |
| 5/8 at West Chester | 9-11 | L |
| 5/11 at Swarthmore | 10-2 | W |
| 5/13 * MUHLENBERG | 2-4 | L |
| 5/16 * LA SALLE | 10-9 | W |

1964 (W 5, L 9, T 2)

| | | |
|---------------------------|------|---|
| 3/31 * TEMPLE | 8-8 | T |
| 4/4 * LAFAYETTE | 3-10 | L |
| 4/9 at Penn | 8-0 | W |
| 4/11 at Albright | 2-1 | W |
| 4/16 * LA SALLE | 2-5 | L |
| 4/24 VILLANOVA | 3-13 | L |
| 4/25 * at Gettysburg | 6-7 | L |
| 4/27 * at Temple | 0-13 | L |
| 5/4 PENNSYLVANIA MILITARY | 5-7 | L |
| 5/5 at Rider | 0-13 | L |
| 5/6 * DELAWARE | 0-12 | L |
| 5/8 SWARTHMORE | 13-2 | W |
| 5/11 at Villanova | 2-4 | L |
| 5/13 WEST CHESTER | 4-4 | T |
| 5/15 * at La Salle | 5-2 | W |
| 5/16 * BUCKNELI | 9-8 | W |

ALL-TIME RESULTS

| | | | |
|------|--------------------------|------|---|
| 5/13 | * LA SALLE | 2-4 | L |
| 5/15 | * at Bucknell | 5-8 | L |
| 5/18 | at Pennsylvania Military | 10-5 | W |
| 5/19 | DREXEL | 14-1 | W |

1966 (W 12, L 8)

| | | | |
|------|-----------------------|------|---|
| 3/30 | at Penn | 3-2 | W |
| 4/1 | CASTLETON STATE | 18-1 | W |
| 4/4 | GLASSBORO STATE | 8-5 | W |
| 4/6 | * TEMPLE | 3-8 | L |
| 4/9 | * LAFAYETTE | 4-9 | L |
| 4/12 | URSINUS | 15-0 | W |
| 4/14 | * LA SALLE | 1-3 | L |
| 4/16 | AT Albright | 6-2 | W |
| 4/18 | VILLANOVA | 3-12 | L |
| 4/21 | * DELAWARE | 8-7 | W |
| 4/23 | at Rider | 3-4 | L |
| 4/27 | HAVERFORD | 6-5 | W |
| 5/4 | * at Temple | 5-16 | L |
| 5/6 | SWARTHMORE | 11-1 | W |
| 5/10 | * WEST CHESTER | 9-0 | W |
| 5/12 | * La Salle | 3-4 | L |
| 5/14 | FRANKLIN & MARSHALL | 2-1 | W |
| 5/14 | FRANKLIN & MARSHALL | 2-1 | W |
| 5/17 | PENNSYLVANIA MILITARY | 5-8 | L |
| 5/18 | at Drexel | 8-5 | W |

1967 (W 12, L 10)

| | | | |
|------|--------------------------|-------|---|
| 3/30 | PENN | 17-9 | W |
| 4/1 | * at Lehigh | 0-15 | L |
| 4/3 | * at Temple | 6-12 | L |
| 4/5 | at Pennsylvania Military | 12-3 | W |
| 4/11 | at Ursinus | 3-5 | L |
| 4/13 | * at La Salle | 1-4 | L |
| 4/15 | ALBRIGHT | 12-8 | W |
| 4/17 | at Glassboro State | 3-4 | L |
| 4/19 | * at Delaware | 2-1 | W |
| 4/22 | * RIDER | 5-17 | L |
| 4/26 | at Villanova | 6-10 | L |
| 4/29 | * GETTYSBURG | 5-7 | L |
| 4/29 | * GETTYSBURG | 5-2 | W |
| 5/1 | * LA SALLE | 7-5 | W |
| 5/3 | * TEMPLE | 3-2 | W |
| 5/5 | at Swarthmore | 10-5 | W |
| 5/9 | * at West Chester | 11-2 | W |
| 5/12 | * at Lafayette | 1-2 | L |
| 5/13 | at Franklin & Marshall | 0-2 | L |
| 5/13 | at Franklin & Marshall | 2-0 | W |
| 5/17 | DREXEL | 5-4 | W |
| 5/19 | PHILADELPHIA TEXTILE | 18-11 | W |

1968 (W 15, L 7, T 1)

| | | | |
|------|-----------------------|------|---|
| 3/25 | CASTLETON STATE | 7-4 | W |
| 4/1 | at Penn | 10-7 | W |
| 4/3 | PENNSYLVANIA MILITARY | 16-5 | W |
| 4/5 | * LEHIGH | 18-6 | W |
| 4/6 | VILLANOVA | 4-7 | L |
| 4/11 | FROSTBURG STATE | 8-4 | W |
| 4/13 | * TEMPLE | 5-2 | W |
| 4/17 | * LAFAYETTE | 3-4 | L |
| 4/20 | * LA SALLE | 11-3 | W |
| 4/23 | * at Rider | 6-9 | L |
| 4/25 | PHILADELPHIA TEXTILE | 20-1 | W |
| 4/27 | HAVERFORD | 10-4 | W |
| 4/29 | at Albright | 3-1 | W |
| 5/1 | * at Gettysburg | 3-6 | L |
| 5/4 | * DELAWARE | 3-4 | L |
| 5/4 | * DELAWARE | 6-5 | W |
| 5/5 | FRANKLIN & MARSHALL | 10-8 | W |
| 5/6 | * AMERICAN | 7-6 | W |
| 5/6 | * at La Salle | 7-4 | W |
| 5/11 | WEST CHESTER | 5-5 | T |
| 5/14 | * at Temple | 1-2 | L |
| 5/15 | at Drexel | 1-6 | L |
| 5/18 | SWARTHMORE | 9-4 | W |

1969 (W 11, L 11, T 1)

| | | | |
|------|------------------------|------|---|
| 3/29 | at Franklin & Marshall | 6-0 | W |
| 3/29 | at Franklin & Marshall | 3-1 | W |
| 3/31 | * at Lehigh | 4-6 | L |
| 4/2 | at Haverford | 4-3 | W |
| 4/8 | * TEMPLE | 1-8 | L |
| 4/10 | at Glassboro State | 10-4 | W |
| 4/11 | at Penn | 6-4 | W |
| 4/13 | * at American | 7-6 | W |
| 4/15 | * at Lafayette | 4-5 | L |
| 4/18 | * at La Salle | 1-1 | T |
| 4/23 | * RIDER | 4-6 | L |
| 4/26 | * GETTYSBURG | 7-1 | W |
| 4/26 | * GETTYSBURG | 11-5 | W |
| 4/28 | ALBRIGHT | 15-4 | W |
| 5/2 | at Villanova | 5-7 | L |
| 5/3 | * at Hofstra | 7-11 | L |
| 5/5 | DREXEL | 8-0 | W |
| 5/7 | * LA SALLE | 5-6 | L |

| | | | |
|------|--------------------------|------|---|
| 5/10 | * at Delaware | 8-16 | L |
| 5/10 | * at Delaware | 6-7 | L |
| 5/14 | * at Temple | 2-3 | L |
| 5/15 | at Pennsylvania Military | 8-3 | W |
| 5/17 | at Swarthmore | 2-3 | L |

1970 (W 15, L 6)

| | | | |
|------|---------------------|-------|---|
| 4/4 | * TEMPLE | 7-6 | L |
| 4/6 | GLASSBORO STATE | 7-4 | W |
| 4/7 | FRANKLIN & MARSHALL | 10-2 | W |
| 4/9 | * at American | 6-2 | W |
| 4/9 | * at American | 7-6 | W |
| 4/13 | GEORGETOWN | 13-4 | W |
| 4/17 | * LA SALLE | 12-2 | W |
| 4/19 | * HOFSTRA | 2-3 | L |
| 4/19 | * HOFSTRA | 12-2 | W |
| 4/22 | at Rider | 5-1 | W |
| 4/25 | HAVERFORD | 3-2 | W |
| 4/27 | at Albright | 4-0 | W |
| 4/28 | * at La Salle | 10-2 | W |
| 4/29 | PENN | 10-9 | W |
| 5/1 | VILLANOVA | 10-13 | L |
| 5/3 | * at Temple | 6-2 | W |
| 5/8 | * at West Chester | 3-5 | L |
| 5/8 | * at West Chester | 6-7 | L |
| 5/9 | at Gettysburg | 4-1 | W |
| 5/9 | at Gettysburg | 2-3 | L |
| 5/11 | LAFAYETTE | 6-5 | W |

1971 (W 19, L 7, T 1)

| | | | |
|------|--------------------------|-------|---|
| 3/27 | WEST CHESTER | 3-3 | T |
| 3/30 | VILLANOVA | 11-7 | W |
| 4/1 | RIDER | 5-8 | L |
| 4/3 | at Franklin & Marshall | 4-2 | W |
| 4/3 | at Franklin & Marshall | 8-0 | W |
| 4/4 | * at Temple | 12-6 | W |
| 4/8 | * LA SALLE | 7-2 | W |
| 4/10 | * AMERICAN | 3-7 | L |
| 4/10 | * AMERICAN | 13-5 | W |
| 4/13 | at Pennsylvania Military | 21-2 | W |
| 4/14 | * DREXEL | 1-3 | L |
| 4/15 | * TEMPLE | 7-6 | W |
| 4/17 | * at Hofstra | 1-0 | W |
| 4/17 | * at Hofstra | 5-2 | W |
| 4/20 | * at La Salle | 8-4 | W |
| 4/22 | at Delaware | 15-10 | W |
| 4/24 | at Haverford | 9-6 | W |
| 2/26 | ALBRIGHT | 16-5 | W |
| 2/28 | * WEST CHESTER | 1-5 | L |
| 5/1 | at Villanova | 8-7 | W |
| 5/3 | * at Drexel | 0-2 | L |
| | * at West Chester | 3-0 | W |
| 5/10 | + at Lafayette | 7-3 | W |
| 5/27 | # vs. Penn State | 3-0 | W |
| 5/28 | # vs. Seton Hall | 1-8 | L |
| 5/28 | # vs. Penn State | 2-1 | W |
| 5/29 | # vs. Seton Hall | 1-4 | L |

1972 (W 12, L 6, T 1)

| | | | |
|------|-------------------------|------|---|
| 3/28 | Villanova (-) | 1-6 | L |
| 3/30 | Rider (-) | 3-4 | L |
| 4/1 | Franklin & Marshall (-) | 8-4 | W |
| 4/1 | Franklin & Marshall (-) | 5-1 | W |
| 4/5 | Haverford (-) | 12-2 | W |
| 4/6 | * La Salle (-) | 14-4 | W |
| 4/11 | Penn (-) | 7-2 | W |
| 4/12 | * Drexel (-) | 7-0 | W |
| 4/17 | * La Salle (-) | 15-5 | W |
| 4/18 | Lehigh (-) | 3-4 | L |
| 4/20 | Delaware (-) | 5-3 | W |
| 4/21 | * Temple (-) | 4-5 | L |
| 4/25 | Albright (-) | 3-0 | W |
| 4/26 | * West Chester (-) | 10-6 | W |
| | * Temple (-) | 3-4 | L |
| | * Hofstra (-) | 4-1 | W |
| | * Hofstra (-) | 4-3 | W |
| 5/6 | Villanova (-) | 7-7 | T |
| 5/8 | * West Chester (-) | 7-11 | L |

1973 (W 15, L 6)

| | | |
|--------------------------|------|---|
| Rider (-) | 4-5 | L |
| Glassboro State (-) | 2-4 | L |
| Philadelphia Textile (-) | 12-2 | W |
| Villanova (-) | 9-3 | W |
| Oberlin (-) | 6-1 | W |
| at Franklin & Marshall | 11-1 | W |
| at Franklin & Marshall | 6-1 | W |
| * at West Chester | 6-2 | W |
| * AMERICAN | 7-2 | W |
| * AMERICAN | 2-0 | W |
| at Haverford | 8-3 | W |
| * Drexel (-) | 3-0 | W |
| * Hofstra (-) | 3-4 | L |
| * Hofstra (-) | 2-3 | L |
| * La Salle (-) | 9-6 | W |

| | | |
|--------------------|-----|---|
| * La Salle (-) | 6-2 | W |
| * Temple (-) | 4-5 | L |
| Albright (-) | 5-0 | W |
| Albright (-) | 7-0 | W |
| * West Chester (-) | 1-3 | L |
| Lafayette (-) | 5-2 | W |

1974 (W 17, L 15)

| | | | |
|------|--------------------------|------|---|
| 3/4 | at Florida International | 3-4 | L |
| 3/5 | at Miami (Fla.) | 2-9 | L |
| 3/6 | at Miami (Fla.) | 2-5 | L |
| 3/7 | at Biscayne | 6-7 | L |
| 3/8 | at Biscayne | 12-4 | W |
| 3/9 | at Florida International | 3-4 | L |
| 3/10 | at Florida International | 1-4 | L |
| 3/26 | VILLANOVA | 3-4 | L |
| 4/7 | * at American | 13-3 | W |
| 4/7 | * at American | 6-5 | W |
| 4/8 | * at Rider | 12-4 | W |
| 4/10 | * at Drexel | 9-5 | W |
| 4/11 | * DREXEL | 5-0 | W |
| 4/17 | * vs. Hofstra | 5-6 | L |
| 4/17 | * vs. Hofstra | 4-2 | W |
| 4/18 | Haverford (-) | 6-2 | W |
| 4/20 | * vs. West Chester | 8-4 | W |
| 4/21 | * at West Chester | 6-7 | L |
| 4/23 | * at Temple | 6-4 | W |
| 4/24 | * TEMPLE | 6-4 | W |
| 4/25 | vs. Delaware | 8-10 | L |
| 4/27 | Villanova (-) | 7-1 | W |
| 5/5 | * at La Salle | 6-2 | W |
| 5/7 | * La Salle (-) | 5-10 | L |
| 5/11 | + vs. Delaware | 6-5 | W |
| 5/12 | + at Delaware | 2-6 | L |
| 5/14 | + at Delaware | 9-8 | W |
| 5/24 | # vs. St. John's | 4-1 | W |
| 5/25 | # vs. Seton Hall | 3-4 | L |
| 5/25 | # vs. St. John's | 0-8 | L |

(two games missing)

1975 (W 14, L 10)

| | | |
|--------------------------|------|---|
| at Miami (Fla.) | 7-10 | L |
| at Miami (Fla.) | 1-4 | L |
| at Florida International | 0-2 | L |
| at Florida International | 6-14 | L |
| at Florida International | 5-1 | W |
| at Florida International | 4-3 | W |
| at Penn | 2-19 | L |
| at Haverford | 9-1 | W |
| * AMERICAN | 5-2 | W |
| * AMERICAN | 7-6 | W |
| RIDER | 2-17 | L |
| * at Drexel | 16-3 | W |
| * at Drexel | 4-1 | W |
| * at Hofstra | 2-1 | W |
| * at Hofstra | 6-3 | W |
| GEORGETOWN | 5-0 | W |
| LAFAYETTE | 7-6 | W |
| GLASSBORO STATE | 8-3 | W |
| * TEMPLE | 2-10 | L |
| * at Temple | 2-13 | L |
| at Villanova | 1-4 | L |
| at Villanova | 2-6 | L |
| PHILADELPHIA TEXTILE | 6-5 | W |
| * West Chester | 3-1 | W |

1976 (W 17, L 8)

| | | | |
|------|--------------------------|------|---|
| 3/1 | at Florida International | 7-5 | W |
| 3/2 | at Florida International | 9-7 | W |
| 3/3 | at Florida International | 3-14 | L |
| 3/23 | LEHIGH | 6-3 | W |
| 3/27 | * at La Salle | 11-5 | W |
| 3/27 | * at La Salle | 9-0 | W |
| 3/31 | at Haverford | 16-0 | W |
| 4/3 | * at American | 0-1 | L |
| 4/3 | * at American | 2-1 | W |
| 4/4 | at Rider | 9-2 | W |
| 4/1 | TRENTON STATE | 2-3 | L |
| 4/10 | * at Drexel | 3-4 | L |
| 4/10 | * at Drexel | 11-1 | W |
| 4/11 | at Villanova | 5-9 | L |
| 4/12 | at West Chester | 12-7 | W |
| 4/14 | DELAWARE | 1-6 | L |
| 4/15 | VILLANOVA | 12-1 | W |
| 4/17 | * HOFSTRA | 19-1 | W |
| 4/17 | * HOFSTRA | 12-3 | W |
| 4/19 | at Lafayette | 8-7 | W |
| 4/20 | WEST CHESTER | 12-6 | W |
| 4/21 | FRANKLIN & MARSHALL | 8-0 | W |
| 4/22 | at Glassboro State | 5-8 | L |
| 4/24 | * at Temple | 9-10 | L |
| 4/24 | * at Temple | 5-0 | W |

1977 (W 19, L 13, T 1)

| | | | |
|------|--------------------------|-------|---|
| 3/6 | at Florida International | 6-5 | W |
| 3/7 | vs. Howard | 7-17 | L |
| 3/8 | at Florida International | 10-5 | W |
| 3/9 | vs. Dayton | 9-2 | W |
| 3/11 | at Florida International | 2-7 | L |
| 3/12 | vs. Dayton | 12-9 | W |
| 3/23 | at Lehigh | 4-4 | T |
| 3/26 | * LA SALLE | 7-14 | L |
| 3/26 | * LA SALLE | 10-4 | W |
| 3/27 | Holy Cross (-) | 1-6 | L |
| 3/27 | Holy Cross (-) | 4-1 | W |
| 3/29 | West Chester (-) | 3-2 | W |
| 3/30 | Haverford (-) | 12-1 | W |
| 4/7 | Rider (-) | 7-8 | L |
| 4/9 | * DREXEL | 23-1 | W |
| 4/9 | * DREXEL | 9-5 | W |
| 4/11 | Trenton State (-) | 14-5 | W |
| 4/13 | Delaware (-) | 5-16 | L |
| 4/14 | GLASSBORO STATE | 14-8 | W |
| 4/15 | Villanova (-) | 12-22 | L |
| 4/16 | * at Hofstra | 12-6 | W |
| 4/16 | * at Hofstra | 20-6 | W |
| 4/17 | Philadelphia Textile (-) | 4-3 | W |
| 4/17 | Philadelphia Textile (-) | 9-8 | W |
| 4/18 | Penn (-) | 7-18 | L |
| 4/19 | West Chester (-) | 5-8 | L |
| 4/20 | Franklin & Marshall (-) | 8-6 | W |
| 4/21 | * Temple (-) | 3-6 | L |
| 4/22 | * Temple (-) | 2-6 | L |
| | * AMERICAN | 4-1 | W |
| | * AMERICAN | 3-2 | W |
| | + Delaware (-) | 1-2 | L |
| | + West Chester (-) | 2-8 | L |

1978 (W 12, L 20)

| | | |
|--------------------------|-------|---|
| at Florida International | 2-3 | L |
| at Miami (Fla.) | 0-11 | L |
| at Miami (Fla.) | 4-6 | L |
| at Florida International | 5-14 | L |
| at Biscayne | 4-11 | L |
| at Florida International | 8-9 | L |
| at Biscayne | 0-12 | L |
| Swarthmore (-) | 14-2 | W |
| Haverford (-) | 7-6 | W |
| Villanova (-) | 15-10 | W |
| at American* | 12-13 | L |
| * at American | 8-3 | W |
| Trenton State (-) | 11-8 | W |
| Rider (-) | 2-11 | L |
| * at Drexel | 7-8 | L |
| * at Drexel | 4-13 | L |
| Loyola (Md.) (-) | 11-13 | L |
| Lafayette (-) | 8-5 | W |
| West Chester (-) | 6-12 | L |
| Delaware (-) | 6-19 | L |
| * HOFSTRA | 12-6 | W |
| * HOFSTRA | 11-7 | W |
| Philadelphia Textile (-) | 11-4 | W |
| Philadelphia Textile (-) | 16-9 | W |
| Penn (-) | 8-20 | L |
| * Temple (-) | 7-9 | L |
| * Temple (-) | 9-18 | L |
| Villanova (-) | 16-13 | W |
| at Glassboro State | 2-25 | L |
| * at La Salle | 11-12 | L |
| * at La Salle | 12-7 | W |
| West Chester (-) | 9-14 | L |

ALL-TIME RESULTS

4/29 * LA SALLE 12-7 W
 5/4 + at Delaware 5-3 W
 5/5 + vs. West Chester 8-0 W
 5/6 + at Delaware 8-12 L
 5/6 + at Delaware 6-7 L

1980 (W 14, L 14)

3/2 at Biscayne 4-2 W
 3/3 at Biscayne 1-10 L
 3/4 at Miami (Fla.) 0-6 L
 3/5 at Miami (Fla.) 4-12 L
 3/7 at Florida International 2-25 L
 3/8 vs. Buffalo 9-4 W
 3/26 at Haverford 4-2 W
 3/27 PHILADELPHIA TEXTILE 9-7 W
 4/2 * at American 3-2 W
 4/2 * at American 1-3 L
 4/3 RIDER 3-8 L
 4/7 at Seton Hall 1-13 L
 4/8 * at Drexel 7-2 W
 4/11 * at Drexel 3-1 W
 4/12 * HOFSTRA 12-3 W
 4/12 * HOFSTRA 5-6 L
 4/16 PENN 10-9 W
 4/17 * Temple 0-1 L
 4/18 * at Temple 0-10 L
 4/19 at Villanova 2-15 L
 4/20 at Lafayette 17-12 W
 4/21 SPRING GARDEN 16-6 W
 4/22 at Glassboro State 4-7 L
 4/23 at Philadelphia Textile 4-5 L
 4/24 VILLANOVA 12-10 W
 4/26 at La Salle 12-3 W
 4/26 * at La Salle 13-8 W
 5/3 + vs. American 6-7 L

1981 (W 15, L 16, T 2)

at Florida International 0-1 L
 at Miami (Fla.) 4-14 L
 at Florida International 3-26 L
 at Miami (Fla.) 0-11 L
 at Miami (Fla.) 7-15 L
 vs. Indiana State 4-6 L
 vs. Indiana State 12-5 W
 SWARTHMORE 15-0 W
 at Philadelphia Textile 7-8 L
 at Haverford 7-6 W
 * LA SALLE 9-8 W
 LA SALLE 7-7 T
 at Trenton State 11-11 T
 * AMERICAN 1-3 L
 * AMERICAN 7-6 W
 vs. Villanova 14-9 W
 at West Chester 6-9 L
 at Rider 1-10 L
 PHILADELPHIA TEXTILE 7-4 W
 WEST CHESTER 1-10 L
 at Widener 7-9 L
 * at Hofstra 22-16 W
 * at Hofstra 4-0 W
 NIAGARA 12-1 W
 LAFAYETTE 6-1 W
 GLASSBORO STATE 4-3 W
 at Penn 3-6 L
 at Villanova 8-6 W
 * at Temple 9-7 W
 * TEMPLE 4-7 L
 * DREXEL 1-6 L
 * DREXEL 8-3 W
 * LA SALLE 6-10 L

1982 (W 20, L 6, T 1)

vs. Heidelberg 4-3 W
 vs. Adrian 9-2 W
 vs. Rochester Tech 13-3 W
 vs. Alma 10-0 W
 vs. Alma 18-0 W
 vs. Heidelberg 1-0 W
 at Philadelphia Textile 6-2 W
 at Haverford 14-5 W
 * at La Salle 12-6 W
 * LA SALLE 10-2 W
 at Villanova 13-8 W
 RIDER 7-6 W
 * at American 5-6 L
 * at American 9-9 T
 PHILADELPHIA TEXTILE 9-2 W
 WEST CHESTER 4-1 W
 * HOFSTRA 1-0 W
 * HOFSTRA 13-1 W
 YORK 3-0 W
 YORK 9-2 W
 at Glassboro State 13-7 W
 VILLANOVA 0-7 L
 * TEMPLE 10-13 L

* at Temple 3-4 L
 WIDENER 1-5 L
 * at Drexel 7-8 L
 * at Drexel 12-5 W

1983 (W 19, L 12)

vs. W. Kentucky 8-4 W
 vs. California (Pa.) 6-5 W
 vs. La Salle 7-5 W
 vs. Shippensburg 8-6 W
 vs. Elizabethtown 5-6 L
 vs. Carson Newman 3-5 L
 at Central Florida 9-7 W
 at West Chester 4-5 L
 at La Salle 3-11 L
 PROVIDENCE 5-1 W
 at Villanova 8-7 W
 at Widener 12-3 W
 at Haverford 12-11 W
 at Philadelphia Textile 11-6 W
 at Penn 5-3 W
 GLASSBORO STATE 4-3 W
 * at Temple 3-20 L
 * at Temple 4-17 L
 DREXEL 7-6 W
 at Villanova 6-3 W
 * RUTGERS 2-4 L
 * RUTGERS 8-0 W
 * at Temple 0-1 L
 * at Temple 3-8 L
 at La Salle 3-9 L
 * at Rhode Island 13-2 W
 * at Rhode Island 0-4 L
 * at Rhode Island 6-0 W
 * at Rhode Island 5-4 W
 * at Rutgers 2-1 W
 * at Rutgers 4-12 L

1984 (W 14, L 19)

3/3 vs. Illinois St. 1-0 W
 3/4 at Rollins 0-12 L
 3/6 vs. W. Kentucky 4-0 W
 3/6 vs. Vanderbilt 3-17 L
 3/7 at Florida Southern 3-5 L
 3/9 at Central Florida 0-10 L
 3/9 vs. Creighton 5-2 W
 at Central Florida 3-4 L
 3/11 vs. Iowa State 0-1 L
 3/19 at Philadelphia Textile 12-3 W
 3/20 at Haverford 7-8 L
 3/22 WEST CHESTER 4-6 L
 3/24 at West Chester 4-2 W
 3/25 at Villanova 9-6 W
 3/31 * RHODE ISLAND 6-2 W
 3/31 * RHODE ISLAND 1-4 L
 4/1 * RHODE ISLAND 10-17 L
 4/3 at Delaware 2-20 L
 4/7 * at Massachusetts 5-4 W
 4/7 * at Massachusetts 7-4 W
 4/8 * at Massachusetts 7-8 L
 4/11 at Pennsylvania 3-4 L
 4/14 * TEMPLE 2-3 L
 4/15 * TEMPLE 3-0 W
 4/17 at La Salle 11-14 L
 4/18 ST. BONAVENTURE 8-0 W
 4/19 * RUTGERS 13-3 W
 4/19 * RUTGERS 8-1 W
 4/21 * RUTGERS 4-11 L
 4/26 at Swarthmore 5-2 W
 4/27 LA SALLE 7-16 L
 4/29 at Penn State 6-7 L
 4/29 at Penn State 7-10 L

1985 (W 12, L 23)

3/2 at Central Florida 7-5 W
 3/3 at Florida Tech 9-3 W
 3/4 vs. Wabash 7-10 L
 3/6 vs. Vanderbilt 0-10 L
 3/6 at Central Florida 5-8 L
 3/7 at Flagler 4-8 L
 3/8 vs. Widener 9-2 W
 3/10 vs. Indiana 3-8 L
 3/10 vs. Indiana 3-13 L
 3/19 at Haverford 16-6 W
 3/21 at West Chester 13-12 W
 3/22 at La Salle 10-5 W
 3/27 at Villanova 5-11 L
 3/28 at West Chester 6-5 W
 3/30 * at Rhode Island 0-1 L
 3/30 * at Rhode Island 11-8 W
 3/31 * at Rhode Island 5-13 L
 4/1 at Trenton State 9-19 L
 4/2 LA SALLE 3-17 L
 4/4 at Villanova 6-9 L
 4/5 * at Massachusetts 3-5 L

4/5 * at Massachusetts 3-10 L
 4/5 * at Massachusetts 7-9 L
 4/10 at Penn 7-3 W
 4/13 * TEMPLE 1-5 L
 4/13 * TEMPLE 2-3 L
 4/14 * TEMPLE 4-7 L
 4/17 WEST CHESTER 12-9 W
 4/18 at Delaware 9-18 L
 4/19 at Swarthmore 17-9 W
 4/20 * at Rutgers 6-5 W
 4/20 * at Rutgers 2-5 L
 4/21 * at Rutgers 7-8 L
 4/25 at La Salle 14-16 L
 4/26 at Philadelphia Textile 5-11 L

1986 (W 6, L 27, T 1)

3/1 at Central Florida 3-9 L
 3/3 at Flagler 10-15 L
 vs. Villanova 7-9 L
 3/5 vs. Vanderbilt 8-30 L
 3/5 vs. Central Florida 2-16 L
 3/8 at Stetson 8-16 L
 at Stetson 1-7 L
 at Stetson 7-10 L
 3/18 at Haverford 4-2 W
 3/22 at James Madison 1-5 L
 3/22 at James Madison 1-16 L
 3/23 at James Madison 6-13 L
 3/26 at La Salle 6-15 L
 3/27 at West Chester 1-12 L
 3/29 * RHODE ISLAND 3-4 L
 3/29 * RHODE ISLAND 10-14 L
 3/30 * RHODE ISLAND 6-6 T
 4/3 at Villanova 4-7 L
 4/5 * at Massachusetts 8-4 W
 4/6 * at Massachusetts 9-5 W
 4/8 at La Salle 11-5 W
 4/9 at Penn 5-12 L
 4/10 at West Chester 4-13 L
 4/12 * at Temple 2-3 L
 4/12 * at Temple 7-17 L
 4/13 * at Temple 2-4 L
 4/19 * RUTGERS 2-4 L
 4/19 * RUTGERS 1-8 L
 4/20 * RUTGERS 6-15 L
 4/24 at Swarthmore 7-3 W
 at Philadelphia Textile 4-11 L
 4/26 PACE 4-0 W
 4/26 PACE 2-12 L
 4/27 at West Chester 0-4 L

1987 (W 9, L 26)

3/2 vs. Belmont 1-2 L
 3/2 vs. Bethel-Ind. 4-6 L
 3/3 vs. Gettysburg 4-3 W
 3/4 vs. Belmont 3-7 L
 3/4 vs. Bethel-Ind. 9-5 L
 3/5 vs. Gettysburg 5-1 W
 3/6 vs. Belmont 5-2 W
 3/6 vs. Widener 4-8 W
 3/17 HAVERFORD 4-3 W
 3/18 DELAWARE 10-9 W
 3/21 at Philadelphia Textile 2-7 L
 3/21 at Philadelphia Textile 3-4 L
 3/24 VILLANOVA 7-12 L
 3/29 at Rhode Island* 3-6 L
 3/29 at Rhode Island* 13-12 L
 3/30 at Rhode Island* 0-1 L
 3/30 at Rhode Island* 3-4 L
 4/2 at Villanova 4-15 L
 4/7 MONTCLAIR ST. 2-21 L
 4/8 at La Salle 6-7 L
 4/9 LA SALLE 5-17 L
 4/11 TEMPLE* 3-12 L
 4/11 TEMPLE* 11-10 W
 4/12 TEMPLE* 7-15 L
 4/12 TEMPLE* 3-13 L
 4/15 VILLANOVA 13-14 L
 4/20 MASSACHUSETTS* 2-5 L
 4/20 MASSACHUSETTS* 0-14 L
 4/21 MASSACHUSETTS* 2-5 L
 4/21 MASSACHUSETTS* 1-4 L
 4/28 at Delaware 13-0 W
 5/2 at Rutgers* 1-3 L
 5/2 at Rutgers* 2-10 L
 5/3 at Rutgers* 0-3 L
 5/3 at Rutgers* 3-14 L

1988 (W 16, L 23, T 1)

3/8 vs. Pittsburgh 3-6 L
 3/8 vs. Eckerd 4-13 L
 3/9 vs. Ithaca 3-1 W
 3/9 vs. Villanova 5-3 W
 3/11 vs. Bradley 0-2 L
 3/12 vs. Chicago State 2-0 W

3/14 at Beaver 11-2 W
 3/15 at Haverford 6-1 W
 3/16 BEAVER 13-3 W
 3/20 at Villanova 10-17 L
 3/22 DELAWARE 6-4 W
 3/23 PENN 7-10 L
 3/27 RHODE ISLAND* 5-6 L
 3/27 RHODE ISLAND* 3-8 L
 3/28 RHODE ISLAND* 11-2 W
 3/28 RHODE ISLAND* 3-0 W
 3/29 at Delaware 11-12 L
 3/30 LEMOYNE 15-15 T
 4/1 * at Massachusetts 3-2 W
 4/1 * at Massachusetts 1-6 L
 4/2 * at Massachusetts 0-5 L
 4/2 * at Massachusetts 2-9 L
 4/5 * at Montclair St. 6-1 W
 4/6 DREXEL 4-0 W
 4/9 * at Temple 8-9 L
 4/9 * at Temple 4-3 W
 4/10 * at Temple 0-2 L
 4/10 * at Temple 3-4 L
 4/12 VILLANOVA 11-10 W
 4/13 at Villanova 0-9 L
 4/16 * RUTGERS 0-9 L
 4/16 * RUTGERS 1-3 L
 4/17 * RUTGERS 3-8 L
 4/17 * RUTGERS 4-7 L
 4/19 at Elizabethtown 13-11 W
 4/21 at Millersville 1-4 L
 4/21 at Millersville 3-5 L
 4/23 PHILADELPHIA TEXTILE 7-11 L
 4/23 PHILADELPHIA TEXTILE 15-1 W
 4/26 at La Salle 8-11 L

1989 (W 14, L 26)

3/4 vs. Boston College 1-7 L
 3/4 vs. Boston College 5-10 L
 3/6 vs. Geneva 8-0 W
 3/6 at Stetson 1-3 L
 3/7 vs. Indiana-Purdue 9-8 W
 3/8 vs. Bethel-Ind. 11-8 W
 3/8 at Stetson 0-10 L
 3/10 vs. Western Michigan 4-13 L
 3/16 at West Chester 4-11 L
 3/17 ELIZABETHTOWN 8-7 W
 3/18 at Philadelphia Textile 3-4 L
 3/23 * at Rhode Island 0-3 L
 3/23 * at Rhode Island 4-2 W
 3/24 * at Rhode Island 0-7 L
 3/27 at Penn 2-6 L
 3/28 VILLANOVA 4-18 L
 4/2 * MASSACHUSETTS 0-3 L
 4/2 * MASSACHUSETTS 8-7 W
 4/3 * vs. Massachusetts 0-7 L
 4/3 * vs. Massachusetts 5-2 W
 4/5 at Drexel 11-2 W
 4/8 * TEMPLE 6-2 W
 4/8 * TEMPLE 3-9 L
 4/9 * TEMPLE 8-16 L
 4/9 * TEMPLE 0-16 L
 4/11 VILLANOVA 10-20 L
 4/12 VILLANOVA 2-8 L
 4/14 at Montclair St. 6-21 L
 4/17 * at Rutgers 2-5 L
 4/17 * at Rutgers 1-2 L
 4/18 at Glassboro State 7-6 W
 4/20 at Beaver 22-5 W
 4/22 BEAVER 12-8 W
 4/23 at Delaware 1-3 L
 4/25 DELAWARE 8-3 W
 4/26 LA SALLE 7-12 L
 4/27 MILLERSVILLE 4-2 W
 4/27 MILLERSVILLE 7-8 L
 4/29 * at Rutgers 2-10 L
 4/29 * at Rutgers 1-5 L

1990 (W 19, L 26, T 1)

3/3 vs. Penn State 4-11 L
 3/3 vs. Penn State 4-12 L
 3/4 vs. Pittsburgh 10-3 W
 3/4 vs. Anderson 2-5 L
 3/5 vs. Boston College 4-0 W
 3/5 vs. Boston College 6-5 W
 3/6 vs. Boston College 10-7 W
 3/6 vs. Boston College 11-6 W
 3/8 at St. Leo 6-14 L
 3/9 vs. Boston College 7-4 W
 3/10 vs. Upsala 3-1 W
 3/10 vs. St. Lawrence 6-3 W
 3/13 at Millersville 3-4 L
 3/13 at Millersville 2-4 L
 3/15 at Villanova 0-12 L
 3/16 at Eastern 2-3 L
 3/17 at Philadelphia Textile 3-4 L

ALL-TIME RESULTS

| | | | |
|------|----------------------|------|---|
| 3/21 | at West Chester | 4-4 | T |
| 3/22 | at West Chester | 5-9 | L |
| 3/25 | * RHODE ISLAND | 7-8 | L |
| 3/25 | * RHODE ISLAND | 5-1 | L |
| 3/26 | * RHODE ISLAND | 2-14 | L |
| 3/26 | * RHODE ISLAND | 9-5 | W |
| 3/27 | VILLANOVA | 0-4 | L |
| 3/29 | GLASSBORO STATE | 6-5 | W |
| 4/1 | * at Massachusetts | 4-5 | L |
| 4/1 | * at Massachusetts | 3-7 | L |
| 4/2 | * at Massachusetts | 2-7 | L |
| 4/2 | * at Massachusetts | 0-8 | L |
| 4/5 | LA SALLE | 6-18 | L |
| 4/8 | * at Temple | 3-8 | L |
| 4/8 | * at Temple | 14-7 | W |
| 4/9 | * at Temple | 0-6 | L |
| 4/9 | * at Temple | 4-6 | L |
| 4/13 | * RUTGERS | 1-5 | L |
| 4/13 | * RUTGERS | 3-8 | L |
| 4/14 | * RUTGERS | 5-8 | L |
| 4/14 | * RUTGERS | 0-4 | L |
| 4/16 | EASTERN | 17-8 | W |
| 4/20 | at Villanova | 5-2 | W |
| 4/21 | PHILADELPHIA TEXTILE | 9-8 | W |
| 4/21 | PHILADELPHIA TEXTILE | 6-10 | L |
| 4/23 | BEAVER | 4-0 | W |
| 4/24 | at Beaver | 15-5 | W |
| 4/25 | at La Salle | 8-4 | W |
| 4/27 | DREXEL | 10-4 | W |

1991 (W 23, L 24)

| | | | |
|------|-------------------------|-------|---|
| 3/2 | vs. Indianapolis | 5-6 | L |
| 3/4 | vs. Boston College | 0-4 | L |
| 3/4 | vs. Boston College | 4-2 | L |
| 3/5 | vs. Vanderbilt | 1-4 | L |
| 3/6 | vs. Indiana-Purdue | 4-7 | L |
| 3/6 | vs. Indiana-Purdue | 10-8 | W |
| 3/7 | vs. Heidelberg | 10-4 | W |
| 3/8 | vs. Pittsburgh | 13-9 | W |
| 3/12 | MILLERSVILLE | 10-5 | W |
| 3/12 | MILLERSVILLE | 4-6 | L |
| 3/13 | at Rider | 4-5 | L |
| 3/17 | at West Chester | 4-10 | L |
| 3/17 | at West Chester | 6-0 | W |
| 3/20 | WEST CHESTER | 8-4 | W |
| 3/21 | at Philadelphia Textile | 0-13 | L |
| 3/22 | BEAVER | 5-6 | L |
| 3/24 | at Delaware St. | 16-13 | W |
| 3/26 | VILLANOVA | 9-13 | L |
| 3/28 | at Glassboro State | 3-4 | L |
| 3/29 | * TEMPLE | 2-3 | L |
| 3/29 | * TEMPLE | 5-7 | L |
| 4/1 | * TEMPLE | 8-4 | W |
| 4/1 | * TEMPLE | 5-9 | L |
| 4/2 | at Montclair St. | 5-3 | W |
| 4/3 | at Drexel | 3-1 | W |
| 4/4 | at La Salle | 9-4 | W |
| 4/6 | * at Rutgers | 5-9 | L |
| 4/6 | * at Rutgers | 2-3 | L |
| 4/7 | * at Rutgers | 3-4 | L |
| 4/7 | * at Rutgers | 3-2 | W |
| 4/9 | VILLANOVA | 4-22 | L |
| 4/10 | at Lehigh | 3-6 | L |
| 4/11 | at Villanova | 3-17 | L |
| 4/13 | * MASSACHUSETTS | 7-11 | L |
| 4/13 | MASSACHUSETTS* | 3-9 | L |
| 4/14 | MASSACHUSETTS* | 2-13 | L |
| 4/14 | MASSACHUSETTS* | 4-1 | W |
| 4/17 | EASTERN | 6-5 | W |
| 4/18 | LA SALLE | 5-1 | W |
| 4/20 | at Rhode Island* | 6-7 | L |
| 4/20 | at Rhode Island* | 4-9 | L |
| 4/25 | at Eastern | 11-4 | W |
| 4/27 | ALLENTOWN | 5-3 | W |
| 5/4 | at Rhode Island* | 2-1 | W |
| 5/4 | at Rhode Island* | 5-4 | W |
| 5/8 | DREXEL | 10-2 | W |
| 5/9 | at Philadelphia Textile | 7-1 | W |

1992 (W 20, L 24, T 1)

| | | | |
|------|-------------------------|------|---|
| 3/1 | vs. Mercyhurst | 3-0 | W |
| 3/2 | vs. St. Joseph's-Ind. | 10-3 | W |
| 3/3 | vs. St. Bonaventure | 3-2 | W |
| 3/3 | vs. St. Bonaventure | 5-1 | W |
| 3/5 | at Stetson | 6-9 | L |
| 3/13 | vs. Rider | 13-0 | W |
| 3/14 | DUQUESNE | 9-5 | W |
| 3/14 | DUQUESNE | 12-1 | W |
| 3/15 | at Widener | 11-9 | W |
| 3/16 | VILLANOVA | 7-6 | W |
| 3/17 | at La Salle | 2-6 | L |
| 3/22 | at Philadelphia Textile | 3-4 | L |
| 3/24 | at La Salle | 1-7 | L |
| 3/25 | C.W. POST | 2-12 | L |
| 3/29 | at St. Peter's | 2-5 | L |

| | | | |
|------|--------------------|-------|---|
| 3/29 | at St. Peter's | 8-3 | W |
| 3/31 | vs. Long Island | 9-15 | L |
| 4/1 | \$ vs. Penn. | 3-15 | L |
| 4/4 | * at Temple | 1-5 | L |
| 4/4 | * at Temple | 4-3 | W |
| 4/5 | * at Temple | 4-5 | L |
| 4/5 | * at Temple | 9-7 | W |
| 4/7 | at Drexel | 11-16 | L |
| 4/8 | LEHIGH | 6-11 | L |
| 4/11 | * RUTGERS | 1-3 | L |
| 4/11 | * RUTGERS | 0-2 | L |
| 4/12 | * RUTGERS | 4-5 | L |
| 4/12 | * RUTGERS | 3-6 | L |
| 4/14 | at Rider | 8-10 | L |
| 4/15 | at La Salle | 16-6 | W |
| 4/18 | * at Massachusetts | 1-7 | L |
| 4/18 | * at Massachusetts | 1-2 | L |
| 4/19 | * at Massachusetts | 0-1 | L |
| 4/19 | * at Massachusetts | 1-8 | L |
| 4/21 | LA SALLE | 14-8 | W |
| 4/22 | at West Chester | 7-5 | W |
| 4/23 | GLASSBORO STATE | 9-9 | T |
| 4/24 | * vs. Rhode Island | 4-2 | W |
| 4/25 | * vs. Rhode Island | 8-7 | W |
| 4/25 | * vs. Rhode Island | 6-2 | W |
| 5/2 | * vs. Rhode Island | 9-5 | W |
| 5/3 | at West Chester | 2-6 | L |
| 5/3 | at West Chester | 2-6 | L |
| 5/5 | WEST CHESTER | 1-4 | L |
| 5/6 | DREXEL | 2-0 | W |

1993 (W 20, L 19, T 1)

| | | | |
|------|-----------------------|-------|---|
| 3/6 | vs. Vanderbilt | 3-4 | W |
| 3/7 | vs. Pittsburgh | 8-16 | L |
| 3/8 | at Bethune-Cookman | 4-5 | L |
| 3/8 | at Bethune-Cookman | 11-0 | W |
| 3/9 | vs. Cortland State | 15-7 | W |
| 3/10 | vs. Butler | 4-12 | L |
| 3/11 | vs. SE Missouri State | 14-8 | W |
| 3/12 | at Florida Southern | 0-18 | L |
| 3/27 | * MASSACHUSETTS | 10-7 | W |
| 3/27 | * MASSACHUSETTS | 6-7 | L |
| 3/31 | * vs. West Chester | 6-2 | W |
| 4/4 | * vs. West Virginia | 3-2 | W |
| 4/4 | * vs. West Virginia | 2-1 | W |
| 4/5 | * vs. West Virginia | 5-11 | L |
| 4/6 | \$ vs. Drexel | 1-6 | L |
| 4/7 | at Lehigh | 4-5 | L |
| 4/9 | * at St. Bonaventure | 3-13 | L |
| 4/9 | * at St. Bonaventure | 10-9 | W |
| 4/10 | * at St. Bonaventure | 13-5 | W |
| 4/13 | at Penn | 7-4 | W |
| 4/14 | at Villanova | 4-13 | L |
| 4/15 | at West Chester | 14-8 | W |
| 4/17 | * GEORGE WASHINGTON | 0-7 | L |
| 4/17 | * GEORGE WASHINGTON | 3-2 | W |
| 4/18 | * GEORGE WASHINGTON | 5-11 | L |
| 4/20 | at Long Island | 12-7 | W |
| 4/22 | at La Salle | 4-6 | L |
| 4/24 | * at Rutgers | 1-2 | L |
| 4/24 | * at Rutgers | 2-6 | L |
| 4/25 | * at Rutgers | 2-3 | L |
| 4/27 | VILLANOVA | 13-13 | T |
| 4/28 | PHILADELPHIA TEXTILE | 12-5 | W |
| 4/30 | * TEMPLE | 0-4 | L |
| 4/30 | * TEMPLE | 3-2 | W |
| 5/1 | * TEMPLE | 9-8 | W |
| 5/8 | * at Rhode Island | 11-3 | W |
| 5/8 | * at Rhode Island | 7-6 | W |
| 5/9 | * at Rhode Island | 4-6 | L |
| 5/11 | DREXEL | 6-5 | W |
| 5/12 | at Drexel | 3-2 | W |

1994 (W 19, L 35)

| | | | |
|------|----------------------|------|---|
| 2/19 | at Richmond | 3-13 | L |
| 2/19 | at Richmond | 9-7 | W |
| 2/20 | at Old Dominion | 4-9 | L |
| 2/20 | at Old Dominion | 0-10 | L |
| 2/27 | at Georgetown | 9-0 | W |
| 2/27 | at Georgetown | 10-1 | W |
| 3/5 | at Stetson | 0-11 | L |
| 3/6 | vs. Illinois-Chicago | 12-7 | W |
| 3/6 | vs. Illinois-Chicago | 5-3 | W |
| 3/7 | at Bethune-Cookman | 10-0 | W |
| 3/8 | vs. Anderson | 1-4 | L |
| 3/9 | vs. Maryland-E.Shore | 12-4 | W |
| 3/10 | vs. St. Bonaventure | 2-5 | L |
| 3/11 | vs. Vanderbilt | 0-12 | L |
| 3/12 | vs. Illinois-Chicago | 5-7 | L |
| 3/21 | vs. St. Bonaventure | 6-8 | L |
| 3/21 | vs. St. Bonaventure | 9-15 | L |
| 3/25 | at Mount St. Mary's | 5-7 | L |
| 3/26 | * at West Virginia | 1-6 | L |
| 3/26 | * at West Virginia | 2-3 | L |
| 3/27 | * at West Virginia | 2-18 | L |

| | | | |
|------|-------------------------|-------|---|
| 3/29 | \$ vs. Villanova | 6-5 | W |
| 3/30 | at La Salle | 10-5 | W |
| 4/1 | * vs. Duquesne | 11-12 | L |
| 4/2 | * vs. Duquesne | 8-9 | L |
| 4/2 | * vs. Duquesne | 6-4 | W |
| 4/5 | \$ vs. Drexel | 5-13 | L |
| 4/8 | at Rider | 4-6 | L |
| 4/9 | * at Massachusetts | 5-10 | L |
| 4/9 | * at Massachusetts | 0-2 | L |
| 4/11 | * at Massachusetts | 4-7 | W |
| 4/14 | at La Salle | 13-14 | L |
| 4/15 | at Philadelphia Textile | 17-10 | W |
| 4/16 | * at George Washington | 6-9 | L |
| 4/16 | * at George Washington | 0-4 | L |
| 4/17 | * at George Washington | 13-5 | W |
| 4/19 | vs. Long Island | 9-23 | L |
| 4/20 | * at Rutgers | 4-12 | L |
| 4/20 | * at Rutgers | 7-5 | W |
| 4/21 | WEST CHESTER | 9-19 | L |
| 4/23 | * RHODE ISLAND | 12-11 | W |
| 4/23 | * RHODE ISLAND | 9-4 | W |
| 4/24 | * RHODE ISLAND | 13-3 | W |
| 4/26 | PHILADELPHIA TEXTILE | 7-5 | W |
| 4/27 | * RUTGERS | 14-8 | W |
| 4/28 | VILLANOVA | 3-5 | L |
| 4/30 | PENN STATE | 6-13 | L |
| 4/30 | PENN STATE | 1-8 | L |
| 5/7 | * at Temple | 3-5 | L |
| 5/7 | * at Temple | 3-6 | L |
| 5/8 | * at Temple | 9-6 | W |
| 5/9 | RIDER | 5-11 | L |
| 5/10 | DREXEL | 6-13 | L |
| 5/11 | at Drexel | 7-8 | L |

1995 (W 25, L 30)

| | | | |
|------|----------------------|-------|---|
| 2/19 | at Old Dominion | 0-3 | L |
| 2/19 | at Old Dominion | 1-4 | L |
| 2/26 | at Georgetown | 10-3 | W |
| 2/26 | at Georgetown | 1-6 | L |
| 3/4 | at Florida | 6-14 | L |
| 3/5 | vs. Illinois-Chicago | 1-6 | L |
| 3/6 | at Stetson | 7-15 | L |
| 3/7 | at Bethune-Cookman | 7-9 | L |
| 3/9 | vs. Xavier | 9-12 | L |
| 3/10 | vs. St. Bonaventure | 8-6 | W |
| 3/11 | vs. Pace | 1-2 | L |
| 3/11 | vs. Pace | 1-6 | L |
| 3/15 | PENN | 13-11 | W |
| 3/18 | * WEST VIRGINIA | 8-5 | L |
| 3/18 | * WEST VIRGINIA | 7-9 | L |
| 3/19 | * WEST VIRGINIA | 3-6 | L |
| 3/21 | at Villanova | 4-26 | L |
| 3/22 | VILLANOVA | 1-17 | L |
| 3/23 | at La Salle | 11-6 | W |
| 3/25 | * at Duquesne | 9-3 | W |
| 3/25 | * at Duquesne | 4-2 | W |
| 3/26 | * at Duquesne | 16-2 | W |
| 3/29 | at Drexel | 19-5 | W |
| 3/30 | at West Chester | 8-7 | W |
| 4/1 | * MASSACHUSETTS | 0-5 | L |
| 4/1 | * MASSACHUSETTS | 2-5 | L |
| 4/2 | * MASSACHUSETTS | 3-5 | L |
| 4/4 | \$ vs. La Salle | 14-13 | W |
| 4/5 | * at Rutgers | 5-10 | L |
| 4/5 | * at Rutgers | 13-5 | W |
| 4/6 | \$ vs. Delaware | 1-5 | L |
| 4/8 | at James Madison | 7-6 | W |
| 4/9 | at James Madison | 0-6 | L |
| 4/9 | at James Madison | 3-5 | L |
| 4/11 | at Rider | 10-8 | W |
| 4/12 | * RUTGERS | 5-1 | W |
| 4/14 | * at Rhode Island | 11-2 | W |
| 4/14 | * at Rhode Island | 2-3 | L |
| 4/15 | * at Rhode Island | 2-1 | W |
| 4/17 | at Long Island | 11-6 | W |
| 4/18 | LA SALLE | 7-12 | L |
| 4/20 | WEST CHESTER | 2-1 | W |
| 4/22 | * at St. Bonaventure | 3-2 | W |
| 4/22 | * at St. Bonaventure | 7-17 | L |
| 4/23 | * at St. Bonaventure | 11-2 | W |
| 4/25 | RIDER | 10-13 | L |
| 4/26 | MONMOUTH | 20-8 | W |
| 4/27 | VILLANOVA | 18-7 | W |
| 4/29 | * GEORGE WASHINGTON | 6-5 | W |
| 4/29 | * GEORGE WASHINGTON | 5-16 | L |
| 4/30 | * GEORGE WASHINGTON | 5-7 | L |
| 5/6 | * TEMPLE | 5-4 | W |
| 5/6 | * TEMPLE | 3-8 | L |
| 5/7 | * TEMPLE | 3-6 | L |
| 5/9 | DREXEL | 6-18 | L |

1996 (W 19, L 32, T 1)

| | | | |
|------|-----------------|-----|---|
| 2/18 | at Old Dominion | 7-8 | L |
| 2/18 | at Old Dominion | 0-5 | L |
| 2/25 | at Georgetown | 6-1 | W |

| | | | |
|------|-------------------------|-------|---|
| 2/25 | at Georgetown | 6-8 | L |
| 2/27 | at Delaware State | 8-2 | W |
| 3/3 | vs. York | 7-6 | W |
| 3/3 | vs. West Virginia | 1-0 | W |
| 3/4 | vs. Pittsburgh | 9-3 | W |
| 3/5 | at Beth.-Cookman | 17-14 | W |
| 3/6 | at St. Bonaventure | 11-20 | L |
| 3/7 | at Stetson | 1-5 | L |
| 3/8 | at Stetson | 0-4 | L |
| 3/8 | at Stetson | 7-6 | W |
| 3/13 | at Delaware | 3-20 | L |
| 3/17 | at La Salle | 3-4 | L |
| 3/17 | at La Salle | 5-8 | L |
| 3/18 | at Philadelphia Textile | 9-16 | L |
| 3/19 | at Haverford | 17-1 | W |
| 3/20 | PENN | 2-7 | L |
| 3/23 | LA SALLE | 11-9 | W |
| 3/23 | LA SALLE | 6-7 | L |
| 3/24 | at George Washington | 1-4 | L |
| 3/24 | at George Washington | 8-9 | L |
| 3/26 | at Penn | 4-18 | L |
| 3/27 | RIDER | 2-5 | L |
| 3/31 | * at Fordham | 3-1 | W |
| 3/31 | * at Fordham | 4-5 | L |
| 4/1 | * at Fordham | 5-11 | L |
| 4/1 | * at Fordham | 3-3 | T |
| 4/5 | * RHODE ISLAND | 5-4 | W |
| 4/5 | * RHODE ISLAND | 4-3 | W |
| 4/6 | * RHODE ISLAND | 3-2 | W |
| 4/6 | * RHODE ISLAND | 2-8 | L |
| 4/11 | \$ vs. Villanova | 11-7 | W |
| 4/13 | * ST. BONAVENTURE | 4-3 | W |
| 4/13 | * ST. BONAVENTURE | 0-3 | L |
| 4/14 | * ST. BONAVENTURE | 5-13 | L |
| 4/14 | * ST. BONAVENTURE | 5-9 | L |
| 4/17 | \$ vs. Delaware | 8-10 | L |
| 4/19 | WEST CHESTER | 5-4 | W |
| 4/20 | * at Temple | 3-0 | W |
| 4/20 | * at Temple | 10-7 | W |
| 4/21 | * at Temple | 4-1 | W |
| 4/21 | * at Temple | 0-4 | L |
| 4/23 | at Rider | 1-8 | L |
| 4/25 | VILLANOVA | 6-16 | L |
| 4/27 | * at Massachusetts | 1-6 | L |
| 4/27 | * at Massachusetts | 2-3 | L |
| 4/28 | * at Massachusetts | 5-6 | L |
| 4/28 | * at Massachusetts | 5-6 | L |
| 5/5 | at Villanova | 2-3 | L |
| 5/7 | DREXEL | 2-8 | L |

1997 (W 14, L

ALL-TIME RESULTS

| | | | |
|------|-----------------|------|---|
| 5/4 | * TEMPLE | 1-3 | L |
| 5/5 | * TEMPLE | 0-7 | L |
| 5/8 | JAMES MADISON | 5-7 | L |
| 5/10 | * MASSACHUSETTS | 2-8 | L |
| 5/10 | * MASSACHUSETTS | 1-19 | L |
| 5/11 | * MASSACHUSETTS | 2-6 | L |

1998 (W 21, L 26, T 1)

| | | | |
|------|-------------------------|-------|---|
| 2/21 | at VCU | 3-13 | L |
| 2/22 | at VCU | 4-8 | L |
| 2/22 | at VCU | 3-11 | L |
| 2/27 | at Delaware State | 9-7 | W |
| 2/28 | at UMBC | 4-1 | W |
| 2/28 | at UMBC | 16-10 | W |
| 3/4 | at Drexel | 2-0 | W |
| 3/5 | at Drexel | 7-5 | W |
| 3/7 | vs. St. Bonaventure | 9-11 | L |
| 3/8 | vs. Tiffin | 14-13 | W |
| 3/9 | vs. West Virginia | 3-17 | L |
| 3/10 | at Florida | 1-13 | L |
| 3/11 | at Florida State | 1-16 | L |
| 3/13 | at Bethune Cookman | 3-6 | L |
| 3/14 | vs. Akron | 5-3 | W |
| 3/17 | at Villanova | 8-14 | L |
| 3/23 | at La Salle | 11-8 | W |
| 3/24 | at Penn | 10-10 | T |
| 3/25 | LEHIGH | 7-4 | W |
| 3/28 | * at Duquesne | 2-1 | W |
| 3/28 | * at Duquesne | 4-10 | L |
| 3/29 | * at Duquesne | 11-12 | L |
| 3/31 | at Villanova | 4-12 | L |
| 4/1 | \$ vs. La Salle | 13-8 | W |
| 4/2 | at Delaware | 3-9 | L |
| 4/4 | * at Massachusetts | 1-11 | L |
| 4/4 | * at Massachusetts | 2-6 | L |
| 4/5 | * at Massachusetts | 0-5 | L |
| 4/7 | DREXEL | 7-9 | L |
| 4/10 | * at Fordham | 0-1 | L |
| 4/11 | * at Fordham | 3-4 | L |
| 4/11 | * at Fordham | 5-8 | L |
| 4/13 | at Coppin State | 14-1 | W |
| 4/13 | at Coppin State | 8-6 | W |
| 4/14 | \$ vs. Villanova | 4-16 | L |
| 4/15 | at Philadelphia Textile | 7-6 | W |
| 4/18 | * vs. Rhode Island | 2-7 | L |
| 4/18 | * vs. Rhode Island | 7-3 | W |
| 4/20 | * vs. Rhode Island | 5-16 | L |

| | | | |
|------|----------------------|------|---|
| 4/21 | at Rider | 9-6 | W |
| 4/25 | * at St. Bonaventure | 7-6 | W |
| 4/25 | * at St. Bonaventure | 3-6 | L |
| 4/26 | * at St. Bonaventure | 12-5 | W |
| 4/29 | LA SALLE | 6-8 | L |
| 4/30 | VILLANOVA | 11-7 | W |
| 5/2 | * at Temple | 6-8 | L |
| 5/2 | * at Temple | 0-6 | L |
| 5/3 | * at Temple | 9-8 | W |

1999 (W 21, L 33, T 1)

| | | | |
|------|----------------------|-------|---|
| 2/20 | at Md.-Eastern Shore | 5-2 | W |
| 2/20 | at Md.-Eastern Shore | 10-6 | W |
| 2/21 | at Md.-Eastern Shore | 21-0 | W |
| 2/26 | at Delaware State | 13-11 | W |
| 2/28 | at James Madison | 9-7 | W |
| 2/28 | at James Madison | 2-5 | L |
| 3/2 | at Drexel | 14-8 | W |
| 3/6 | at South Florida | 1-11 | L |
| 3/7 | at South Florida | 0-13 | L |
| 3/8 | at Stetson | 4-5 | L |
| 3/10 | at Stetson | 6-11 | L |
| 3/11 | at Bethune Cookman | 10-8 | W |
| 3/12 | vs. Northern Iowa | 5-7 | L |
| 3/13 | at Bethune Cookman | 8-4 | W |
| 3/18 | at Lehigh | 4-2 | W |
| 3/19 | at Delaware | 0-14 | L |
| 3/20 | at Villanova | 1-6 | L |
| 3/20 | at Villanova | 6-9 | L |
| 3/21 | VILLANOVA | 4-4 | T |
| 3/24 | PENN | 6-2 | W |
| 3/27 | at La Salle | 4-6 | L |
| 3/27 | at La Salle | 4-7 | L |
| 3/28 | at Princeton | 0-3 | L |
| 3/28 | at Princeton | 0-6 | L |
| 3/30 | LE MOYNE | 8-7 | W |
| 3/31 | \$ vs. Delaware | 10-9 | W |
| 4/2 | * at Dayton | 8-3 | W |
| 4/2 | * at Dayton | 5-4 | W |
| 4/3 | at Dayton | 7-8 | L |
| 4/6 | \$ vs. Lehigh | 9-5 | W |
| 4/8 | \$ vs. Villanova | 13-14 | L |
| 4/10 | * VIRGINIA TECH | 2-8 | L |
| 4/10 | * VIRGINIA TECH | 2-5 | L |
| 4/12 | * VIRGINIA TECH | 9-19 | L |
| 4/14 | at Lafayette | 5-3 | W |
| 4/16 | at Rider | 12-16 | L |

| | | | |
|------|----------------------|-------|---|
| 4/17 | * FORDHAM | 1-3 | L |
| 4/17 | * FORDHAM | 8-6 | W |
| 4/18 | * FORDHAM | 2-6 | L |
| 4/20 | RIDER | 11-10 | W |
| 4/21 | at Drexel | 10-11 | L |
| 4/24 | * at Rhode Island | 2-0 | W |
| 4/24 | * at Rhode Island | 1-7 | L |
| 4/25 | * at Rhode Island | 15-14 | W |
| 4/27 | LA SALLE | 8-9 | L |
| 4/30 | * at St. Bonaventure | 2-4 | L |
| 4/30 | * at St. Bonaventure | 0-5 | L |
| 5/1 | * at St. Bonaventure | 0-2 | L |
| 5/8 | * TEMPLE | 3-6 | L |
| 5/8 | * TEMPLE | 1-8 | L |
| 5/9 | * TEMPLE | 5-20 | L |
| 5/11 | DREXEL | 11-10 | W |
| 5/13 | * MASSACHUSETTS | 1-2 | L |
| 5/13 | * MASSACHUSETTS | 3-4 | L |
| 5/14 | * MASSACHUSETTS | 1-11 | L |

2000 (W 20, L 33)

| | | | |
|------|----------------------|-------|---|
| 2/19 | at VCU | 2-14 | L |
| 2/19 | at VCU | 4-6 | L |
| 2/20 | at VCU | 1-11 | L |
| 2/26 | at Georgetown | 4-8 | L |
| 2/26 | at Georgetown | 6-8 | L |
| 2/27 | at Md.-Eastern Shore | 17-6 | W |
| 3/2 | at Drexel | 6-3 | W |
| 3/4 | vs. Penn State | 0-21 | L |
| 3/5 | vs. Rochester | 15-1 | W |
| 3/7 | vs. Florida State | 2-15 | L |
| 3/8 | at Stetson | 6-16 | L |
| 3/9 | at Bethune-Cookman | 6-7 | L |
| 3/10 | vs. Northern Iowa | 11-14 | L |
| 3/11 | at Bethune-Cookman | 8-14 | L |
| 3/14 | at Delaware | 3-5 | L |
| 3/16 | at Coppin State | 9-3 | W |
| 3/16 | at Coppin State | 11-2 | W |
| 3/19 | MONMOUTH | 2-3 | L |
| 3/19 | MONMOUTH | 5-6 | L |
| 3/23 | at Penn | 12-13 | L |
| 3/24 | LONG ISLAND | 17-9 | W |
| 3/25 | PRINCETON | 0-3 | L |
| 3/25 | PRINCETON | 6-8 | L |
| 3/29 | \$ vs. La Salle | 20-6 | W |
| 4/1 | * at La Salle | 6-3 | W |
| 4/1 | * at La Salle | 21-12 | W |

| | | | |
|------|---------------------|-------|---|
| 4/2 | * at La Salle | 13-10 | W |
| 4/4 | \$ vs. Delaware | 8-9 | L |
| 4/5 | VILLANOVA | 9-5 | W |
| 4/8 | * GEORGE WASHINGTON | 8-12 | L |
| 4/8 | * GEORGE WASHINGTON | 3-19 | L |
| 4/10 | * GEORGE WASHINGTON | 4-3 | W |
| 4/11 | at Rider | 9-4 | W |
| 4/12 | at Villanova | 4-5 | L |
| 4/15 | * at Fordham | 3-1 | W |
| 4/15 | * at Fordham | 21-2 | W |
| 4/16 | * at Fordham | 5-6 | L |
| 4/19 | RIDER | 5-17 | L |
| 4/21 | * RHODE ISLAND | 2-4 | L |
| 4/22 | * RHODE ISLAND | 3-7 | L |
| 4/22 | * RHODE ISLAND | 5-9 | L |
| 4/25 | LEHIGH | 11-10 | W |
| 4/26 | VILLANOVA | 5-4 | W |
| 4/29 | * ST. BONAVENTURE | 0-2 | L |
| 4/29 | * ST. BONAVENTURE | 0-7 | L |
| 4/30 | * ST. BONAVENTURE | 8-4 | W |
| 5/5 | GWYNEDD MERCY | 15-3 | W |
| 5/6 | * at Temple | 8-10 | L |
| 5/6 | * at Temple | 11-14 | L |
| 5/7 | * at Temple | 9-10 | L |
| 5/12 | * at Massachusetts | 3-1 | W |
| 5/12 | * at Massachusetts | 4-8 | L |
| 5/13 | * at Massachusetts | 0-7 | L |

2001 (W 23, L 27, T 1)

| | | | |
|------|---------------------|------|---|
| 2/17 | at VCU | 6-16 | L |
| 2/17 | at VCU | 1-15 | L |
| 2/18 | at VCU | 2-6 | L |
| 2/27 | at Delaware State | 2-8 | L |
| 3/1 | at Drexel | 13-5 | W |
| 3/3 | at Central Florida | 3-21 | L |
| 3/3 | at Central Florida | 2-9 | L |
| 3/5 | at Central Florida | 7-17 | L |
| 3/6 | at Florida State | 4-16 | L |
| 3/7 | at Florida State | 0-6 | L |
| 3/10 | vs. Alabama A&M | 7-4 | W |
| 3/15 | VILLANOVA | 2-2 | T |
| 3/18 | COPPIN STATE | 20-1 | W |
| 3/18 | COPPIN STATE | 7-1 | W |
| 3/20 | at Villanova | 11-5 | W |
| 3/24 | * GEORGE WASHINGTON | 4-6 | L |
| 3/24 | * GEORGE WASHINGTON | 1-12 | L |
| 3/25 | * GEORGE WASHINGTON | 5-2 | W |

HAWKS AMONG NCAA STATISTICAL LEADERS

| INDIVIDUAL | | | | TEAM | | | |
|------------|--------------------------|-------------------|-----------|------|-------------------------------|--------------------|-----------|
| Year | Category | Player | No. Rank | Year | Category | Player | No. Rank |
| 1960 | Stolen Bases Per Game | Harry Booth | 0.72 12th | 2013 | Saves | Jimmy Yacobonis | 10 49th |
| 1960 | Earned Run Average | Dom Chiango | 1.90 30th | 2014 | Games Started (Pitching) | Daniel Thorpe | 16 29th |
| 1965 | Earned Run Average | John Butz | 1.07 9th | 2014 | Hit By Pitch Per Game | Chris Hueth | 0.33 45th |
| 1965 | Batting Average | Jerry Connors | .414 12th | 2014 | Runs Scored | Brian O'Keefe | 58 20th |
| 1965 | Stolen Bases Per Game | Ed Walsh | 0.88 5th | 2014 | Runs Scored | Chris Hueth | 57 25th |
| 1968 | Batting Average | Jim Clouser | .464 1st | 2014 | Runs Scored Per Game | Brian O'Keefe | 1.16 4th |
| 1968 | Slugging Percentage | Jim Clouser | .702 4th | 2014 | Runs Scored Per Game | Chris Hueth | 1.12 9th |
| 1968 | Triples Per Game | Bill DeAngelis | 0.32 2nd | 2014 | Runs Scored Per Game | Collin Forgey | 1.00 19th |
| 1970 | Stolen Bases Per Game | Dave Owsik | 1.14 1st | 2014 | Strikeout-to-Walk Ratio | Jordan Carter | 5.79 20th |
| 1970 | Batting Average | Dave Landers | .420 16th | 2014 | Wins | Jordan Carter | 10 26th |
| 1970 | Batting Average | Rich Bianchi | .410 23rd | 2014 | Wins | Daniel Thorpe | 10 26th |
| 1970 | Slugging Percentage | Norm Kraft | .662 16th | 2014 | Walks Per Nine Innings | Jordan Carter | 1.32 34th |
| 1971 | Stolen Bases Per Game | Dave Landers | 0.69 12th | 2014 | Walks/Hits Per Inning Pitched | Jordan Carter | 0.96 28th |
| 1971 | Earned Run Average | Tom Pippet | 1.45 31st | 2015 | Doubles Per Game | Deon Stafford, Jr. | 0.40 25th |
| 1972 | Batting Average | Joe Levins | .394 28th | 2015 | Earned Run Average | Justin Aungst | 1.60 15th |
| 1972 | Slugging Percentage | Bill Miller | .693 12th | 2015 | Home Runs | John Brue | 13 44th |
| 1976 | Stolen Bases Per Game | Bill Stewart | 0.82 15th | 2015 | Home Runs Per Game | John Brue | 0.27 26th |
| 1977 | Batting Average | Steve Yentsch | .473 3rd | 2015 | Runs Batted In Per Game | John Brue | 1.04 33rd |
| 1978 | Runs Batted In Per Game | John DelMonte | 1.45 7th | 2015 | Sacrifice Flies | Matt Maul | 6 50th |
| 1978 | Home Runs Per Game | John DelMonte | 0.39 4th | 2016 | Batting Average | Deon Stafford, Jr. | .395 13th |
| 1978 | Slugging Percentage | John DelMonte | .769 13th | 2016 | Doubles Per Game | Charlie Concannon | 0.37 44th |
| 1979 | Batting Average | Chuck Ercole | .406 40th | 2016 | Hits Per Game | Deon Stafford, Jr. | 1.57 16th |
| 1980 | Earned Run Average | Kevin Quirk | 1.26 3rd | 2016 | Home Runs | Deon Stafford, Jr. | 18 13th |
| 1983 | Earned Run Average | Sean Finnegan | 1.51 4th | 2016 | Home Runs | John Brue | 15 33rd |
| 1984 | Batting Average | Chris Loschiavo | .407 39th | 2016 | Home Runs Per Game | Deon Stafford, Jr. | 0.33 7th |
| 1984 | Earned Run Average | Jamie Moyser | 1.82 12th | 2016 | Home Runs Per Game | John Brue | 0.28 30th |
| 1988 | Toughest To Strike Out + | Fred Ehrmann | 28.2 11th | 2016 | On-Base Percentage | Deon Stafford, Jr. | .486 23rd |
| 1990 | Batting Average | Mike Migliarese | .453 6th | 2016 | Runs Scored Per Game | Deon Stafford, Jr. | 1.06 24th |
| 1990 | Slugging Percentage | Mike Migliarese | .757 12th | 2016 | Slugging Percentage | Deon Stafford, Jr. | .702 8th |
| 1991 | Runs Batted In Per Game | Jason Hamilton | 1.19 34th | 2016 | Strikeout-to-Walk Ratio | Lucas Rollins | 7.10 9th |
| 1991 | Walks Per Game | Ron Obermeier | 0.94 18th | 2016 | Strikeout-to-Walk Ratio | Tim Brennan | 4.80 47th |
| 1992 | Earned Run Average | Mike Mangano | 1.83 11th | 2016 | Total Bases | Deon Stafford, Jr. | 1.51 20th |
| 1992 | Batting Average | Bill Weingartner | .400 45th | 2016 | Walks Per Game | Marc Giacalone | 0.77 43rd |
| 1993 | Doubles Per Game | Ron Obermeier | 0.47 3rd | 2016 | Walks Per Nine Innings | Lucas Rollins | 1.05 10th |
| 1994 | Strikeouts Per 9 Innings | Chuck Malloy | 10.8 14th | 2016 | Walks Per Nine Innings | Tim Brennan | 1.55 49th |
| 1999 | Triples Per Game | Eric Wyatt | 0.13 8th | 2016 | Walks/Hits Per Inning Pitched | Tim Brennan | 1.01 38th |
| 2000 | Doubles Per Game | Kevin Kirkby | 0.45 15th | 2017 | On-Base Percentage | Deon Stafford, Jr. | .464 40th |
| 2000 | Batting Average | Kevin Kirkby | .424 19th | 2017 | Strikeout-to-Walk Ratio | Tim Brennan | 5.45 32nd |
| 2004 | Walks Per Game | Jason Tarewicz | 0.81 25th | 2017 | Strikeout-to-Walk Ratio | Lucas Rollins | 5.00 44th |
| 2008 | Triples | Jeremy Jakubowski | 6 29th | 2017 | Walks Per Nine Innings | Lucas Rollins | 0.98 6th |
| 2008 | Triples Per Game | Jeremy Jakubowski | 0.14 14th | 2017 | Walks Per Nine Innings | Tim Brennan | 1.31 27th |
| 2009 | Hit By Pitch | Mike Coleman | 16 50th | 2017 | Walks Per Game | Deon Stafford, Jr. | 1.00 4th |
| 2009 | Hit By Pitch Per Game | Mike Blahusch | 0.35 26th | 2018 | Strikeout-to-Walk Ratio | Tim Brennan | 16.8 1st |
| 2009 | Hit By Pitch Per Game | Mike Coleman | 0.34 31st | 2018 | Walks Per Nine Innings | Tim Brennan | 0.51 1st |
| 2011 | Batting Average | Greg Kumpel | .384 33rd | 2018 | Walks/Hits Per Inning Pitched | Tim Brennan | 0.90 13th |
| 2012 | Putouts | Kevin Taylor | 521 20th | 2018 | Wins | Tim Brennan | 9 31st |

+ Leaders based on at-bats per strikeout

ALL-TIME RESULTS

| | | | |
|------|----------------------|-------|---|
| 3/27 | MARIST | 8-10 | L |
| 3/28 | at Lehigh | 8-10 | L |
| 4/4 | PENN. | 6-5 | W |
| 4/5 | WILMINGTON (Del.) | 9-5 | W |
| 4/7 | * XAVIER | 5-4 | W |
| 4/7 | * XAVIER | 3-10 | L |
| 4/8 | * XAVIER | 6-5 | W |
| 4/10 | at Rider | 4-6 | L |
| 4/13 | BLOOMFIELD | 4-3 | W |
| 4/14 | BLOOMFIELD | 15-7 | W |
| 4/14 | DELAWARE VALLEY | 8-6 | W |
| 4/17 | \$ vs. Villanova | 4-5 | L |
| 4/18 | RIDER | 3-14 | L |
| 4/20 | * at La Salle | 7-5 | W |
| 4/20 | * at La Salle | 13-10 | W |
| 4/22 | * TEMPLE | 8-15 | L |
| 4/22 | * TEMPLE | 11-7 | W |
| 4/24 | at Md.-Eastern Shore | 14-1 | W |
| 4/24 | at Md.-Eastern Shore | 13-1 | W |
| 4/25 | at Penn | 15-11 | W |
| 4/27 | * at Dayton | 2-3 | L |
| 4/28 | * at Dayton | 5-4 | W |
| 4/28 | * at Dayton | 0-1 | L |
| 5/3 | VILLANOVA | 5-13 | L |
| 5/5 | * at Duquesne | 6-5 | W |
| 5/5 | * at Duquesne | 5-1 | W |
| 5/6 | * at Duquesne | 3-7 | L |
| 5/8 | * at Massachusetts | 8-13 | L |
| 5/8 | * at Massachusetts | 5-9 | L |
| 5/9 | * at Massachusetts | 9-11 | L |
| 5/12 | * RHODE ISLAND | 8-19 | L |
| 5/12 | * RHODE ISLAND | 1-15 | L |
| 5/13 | * RHODE ISLAND | 25-7 | W |

2002 (W 16, L 36, T 1)

| | | | |
|------|-------------------------|-------|---|
| 2/16 | at VCU | 3-14 | L |
| 2/16 | at VCU | 0-4 | L |
| 2/17 | at VCU | 2-8 | L |
| 2/20 | at Delaware State | 2-6 | L |
| 2/23 | at Towson | 5-6 | L |
| 2/23 | at Towson | 4-5 | L |
| 2/26 | at Drexel | 8-5 | W |
| 3/7 | TOWSON | 5-5 | T |
| 3/9 | at James Madison | 6-11 | L |
| 3/9 | at James Madison | 1-5 | L |
| 3/10 | at James Madison | 1-17 | L |
| 3/13 | at Charlotte | 1-14 | L |
| 3/14 | at Charlotte | 2-5 | L |
| 3/15 | at North Carolina State | 4-15 | L |
| 3/16 | at North Carolina State | 13-15 | L |
| 3/16 | at North Carolina State | 12-14 | L |
| 3/19 | at Maryland | 4-6 | L |
| 3/23 | * at George Washington | 6-3 | W |
| 3/23 | * at George Washington | 3-5 | L |
| 3/24 | * at George Washington | 3-4 | L |
| 3/27 | \$ vs. Penn | 13-6 | W |
| 3/29 | * at Dayton | 4-12 | L |
| 3/29 | * at Dayton | 2-26 | L |
| 3/30 | * at Dayton | 1-5 | L |
| 4/1 | HAVERFORD | 17-1 | W |
| 4/3 | \$ vs. Delaware | 3-10 | L |
| 4/4 | VILLANOVA | 2-17 | L |
| 4/6 | * RICHMOND | 2-10 | L |
| 4/6 | * RICHMOND | 5-11 | L |
| 4/7 | * RICHMOND | 3-12 | L |
| 4/9 | vs. Lehigh | 7-14 | L |
| 4/10 | at Villanova | 9-11 | L |
| 4/13 | * FORDHAM | 6-5 | W |
| 4/13 | * FORDHAM | 5-4 | W |
| 4/14 | * FORDHAM | 6-3 | W |
| 4/16 | at La Salle | 6-11 | L |
| 4/17 | RUTGERS-NEWARK | 14-7 | W |
| 4/18 | at Rider | 12-14 | L |
| 4/20 | * ST. BONAVENTURE | 1-2 | L |
| 4/20 | * ST. BONAVENTURE | 7-1 | W |
| 4/20 | * ST. BONAVENTURE | 10-6 | W |
| 4/23 | LA SALLE | 15-6 | W |
| 4/24 | LEHIGH | 7-6 | W |
| 4/27 | * at Rhode Island | 5-1 | W |
| 4/27 | * at Rhode Island | 5-6 | L |
| 4/29 | * at Rhode Island | 5-7 | L |
| 5/4 | * MASSACHUSETTS | 2-4 | L |
| 5/4 | * MASSACHUSETTS | 4-2 | W |
| 5/5 | * MASSACHUSETTS | 6-15 | L |
| 5/9 | at Drexel | 1-8 | L |
| 5/11 | * at Temple | 2-3 | L |
| 5/11 | * at Temple | 7-3 | W |
| 5/12 | * at Temple | 6-4 | W |

2003 (W 17, L 31)

| | | | |
|------|--------------------|------|---|
| 2/7 | at Tulane (#--/23) | 2-3 | L |
| 2/8 | at Tulane (#--/23) | 3-27 | L |
| 2/9 | at Tulane (#--/23) | 1-11 | L |
| 2/14 | at VCU | 1-4 | L |
| 2/14 | at VCU | 3-2 | W |

| | | | |
|------|-------------------------|-------|---|
| 3/8 | at Bethune-Cookman | 4-16 | L |
| 3/9 | at Bethune-Cookman | 1-10 | L |
| 3/11 | at Florida State (#4/3) | 5-11 | L |
| 3/12 | at Florida State (#4/3) | 0-14 | L |
| 3/18 | vs Villanova | 2-3 | L |
| 3/19 | PENN | 7-10 | L |
| 3/22 | * at La Salle | 2-3 | L |
| 3/22 | * at La Salle | 3-5 | L |
| 3/23 | * at La Salle | 8-9 | L |
| 3/25 | RIDER | 13-10 | W |
| 3/27 | \$ vs Drexel | 5-2 | W |
| 3/29 | * XAVIER | 1-5 | L |
| 3/29 | * XAVIER | 3-2 | W |
| 3/31 | * XAVIER | 6-5 | W |
| 4/1 | \$ vs Delaware | 7-1 | W |
| 4/2 | \$ vs Temple | 3-5 | L |
| 4/5 | * DUQUESNE | 0-7 | L |
| 4/5 | * DUQUESNE | 4-2 | W |
| 4/6 | * DUQUESNE | 4-3 | W |
| 4/12 | * TEMPLE | 0-13 | L |
| 4/13 | * TEMPLE | 3-8 | L |
| 4/13 | * TEMPLE | 13-7 | W |
| 4/15 | vs. Lehigh | 12-2 | W |
| 4/16 | at Delaware | 4-6 | L |
| 4/18 | * at Fordham | 13-6 | W |
| 4/19 | * at Fordham | 13-8 | W |
| 4/19 | * at Fordham | 0-6 | L |
| 4/21 | at Md.-Eastern Shore | 7-8 | L |
| 4/21 | at Md.-Eastern Shore | 6-12 | L |
| 4/22 | at Lafayette | 4-11 | L |
| 4/23 | VILLANOVA | 8-7 | W |
| 4/26 | * at St. Bonaventure | 11-1 | W |
| 4/26 | * at St. Bonaventure | 11-10 | W |
| 4/27 | * at St. Bonaventure | 6-14 | L |
| 4/29 | TOWSON | 5-6 | L |
| 4/29 | TOWSON | 9-6 | W |
| 4/30 | DREXEL | 3-9 | L |
| 5/3 | * RHODE ISLAND | 7-10 | L |
| 5/3 | * RHODE ISLAND | 6-9 | L |
| 5/4 | * RHODE ISLAND | 3-4 | L |
| 5/10 | * at Massachusetts | 2-10 | L |
| 5/10 | * at Massachusetts | 5-6 | W |
| 5/11 | * at Massachusetts | 14-8 | W |

2004 (W 10, L 44)

| | | | |
|------|---------------------|-------|---|
| 2/14 | at VCU | 2-7 | L |
| 2/14 | at VCU | 0-7 | L |
| 2/15 | at VCU | 4-12 | L |
| 2/20 | at Stetson | 5-8 | L |
| 2/21 | at Stetson | 9-8 | W |
| 2/22 | at Stetson | 2-12 | L |
| 2/28 | at Delaware | 8-9 | L |
| 2/28 | at Delaware | 4-19 | L |
| 2/29 | at Delaware | 4-26 | L |
| 3/2 | at Delaware State | 8-9 | L |
| 3/3 | TOWSON | 3-4 | L |
| 3/6 | at Bethune-Cookman | 4-3 | W |
| 3/6 | at Bethune-Cookman | 2-8 | L |
| 3/7 | at Bethune-Cookman | 2-3 | L |
| 3/7 | at Bethune-Cookman | 1-10 | L |
| 3/9 | vs. Maine | 6-9 | L |
| 3/10 | vs. Maine | 1-6 | L |
| 3/13 | CORNELL | 4-13 | L |
| 3/13 | CORNELL | 3-6 | L |
| 3/14 | SAINT PETER'S | 0-8 | L |
| 3/21 | at La Salle | 9-2 | W |
| 3/21 | at La Salle | 19-4 | W |
| 3/23 | VILLANOVA | 3-14 | L |
| 3/24 | at Rider | 8-9 | L |
| 3/27 | * at Richmond | 0-2 | L |
| 3/27 | * at Richmond | 4-5 | L |
| 3/28 | * at Richmond | 7-8 | L |
| 3/30 | \$ LEHIGH | 3-5 | L |
| 3/31 | at Penn | 4-2 | W |
| 4/3 | * DAYTON | 0-3 | L |
| 4/3 | * DAYTON | 6-11 | L |
| 4/5 | * DAYTON | 9-5 | W |
| 4/6 | at Villanova | 3-7 | L |
| 4/9 | * GEORGE WASHINGTON | 4-7 | L |
| 4/9 | * GEORGE WASHINGTON | 9-11 | L |
| 4/10 | * GEORGE WASHINGTON | 15-12 | W |
| 4/17 | * MASSACHUSETTS | 0-3 | L |
| 4/17 | * MASSACHUSETTS | 0-10 | L |
| 4/18 | * MASSACHUSETTS | 6-17 | L |
| 4/20 | PENN | 10-7 | W |
| 4/24 | * at Temple | 11-4 | W |
| 4/24 | * at Temple | 1-3 | L |
| 4/25 | * at Temple | 6-16 | L |
| 4/27 | COPPIN STATE | 9-11 | L |
| 5/1 | * FORDHAM | 2-5 | L |
| 5/1 | * FORDHAM | 4-20 | L |
| 5/2 | * FORDHAM | 7-2 | W |
| 5/8 | * ST. BONAVENTURE | 2-8 | L |
| 5/8 | * ST. BONAVENTURE | 3-5 | L |
| 5/9 | * ST. BONAVENTURE | 5-10 | L |

| | | | |
|------|-------------------|-------|---|
| 5/12 | at La Salle | 10-12 | L |
| 5/15 | * at Rhode Island | 3-6 | L |
| 5/15 | * at Rhode Island | 1-5 | L |
| 5/16 | * at Rhode Island | 3-7 | L |

2005 (W 14, L 38)

| | | | |
|------|-----------------------------|-------|---|
| 2/12 | at VCU | 4-21 | L |
| 2/12 | at VCU | 0-4 | L |
| 2/13 | at VCU | 3-9 | L |
| 2/18 | at Florida State (#14/15) | 1-12 | L |
| 2/19 | at Florida State (#14/15) | 1-11 | L |
| 2/20 | at Florida State (#14/15) | 7-10 | L |
| 2/26 | at Longwood | 4-9 | L |
| 2/26 | at Longwood | 9-1 | W |
| 2/27 | at Longwood | 1-10 | L |
| 3/5 | at Bethune-Cookman | 2-8 | L |
| 3/6 | at Bethune-Cookman | 3-4 | L |
| 3/6 | at Bethune-Cookman | 9-8 | W |
| 3/8 | at Central Florida (#29/26) | 3-22 | L |
| 3/9 | at Stetson | 3-17 | L |
| 3/10 | vs. Belmont | 4-7 | L |
| 3/18 | ALBANY | 4-2 | W |
| 3/19 | FAIRFIELD | 2-7 | L |
| 3/19 | FAIRFIELD | 3-2 | W |
| 3/22 | \$ VILLANOVA | 6-14 | L |
| 3/30 | at Delaware | 3-5 | L |
| 4/3 | * at Xavier | 0-10 | L |
| 4/3 | * at Xavier | 6-5 | W |
| 4/4 | * at Xavier | 4-7 | L |
| 4/7 | at Villanova | 3-10 | L |
| 4/9 | * LA SALLE | 7-1 | W |
| 4/9 | * LA SALLE | 1-0 | W |
| 4/10 | * LA SALLE | 2-3 | L |
| 4/13 | at Penn | 3-14 | L |
| 4/14 | COPPIN STATE | 2-12 | L |
| 4/16 | * at Massachusetts | 4-2 | W |
| 4/16 | * at Massachusetts | 8-7 | W |
| 4/17 | * at Massachusetts | 9-12 | L |
| 4/20 | LAFAYETTE | 2-9 | L |
| 4/21 | at Delaware | 10-2 | W |
| 4/23 | * TEMPLE | 0-14 | L |
| 4/23 | * TEMPLE | 5-4 | W |
| 4/24 | * TEMPLE | 7-11 | L |
| 4/26 | LONG ISLAND | 16-6 | W |
| 4/28 | at Lehigh | 2-13 | L |
| 5/1 | * RHODE ISLAND | 1-15 | L |
| 5/1 | * RHODE ISLAND | 0-1 | L |
| 5/2 | * RHODE ISLAND | 4-8 | L |
| 5/7 | * at St. Bonaventure | 4-1 | W |
| 5/7 | * at St. Bonaventure | 1-17 | L |
| 5/8 | * at St. Bonaventure | 8-13 | L |
| 5/11 | RIDER | 10-14 | L |
| 5/14 | * at Fordham | 1-3 | L |
| 5/14 | * at Fordham | 1-2 | L |
| 5/15 | * at Fordham | 0-6 | L |
| 5/19 | * at Duquesne | 2-3 | L |
| 5/19 | * at Duquesne | 6-13 | L |
| 5/20 | * at Duquesne | 7-0 | W |

2006 (W 17, L 39)

| | | | |
|------|---------------------|------|---|
| 2/17 | at Georgia Southern | 5-12 | L |
| 2/17 | at Georgia Southern | 1-23 | L |
| 2/18 | at Georgia Southern | 3-4 | L |
| 2/24 | at Georgetown | 3-4 | L |
| 2/24 | at Georgetown | 4-6 | L |
| 2/25 | at Georgetown | 2-3 | L |
| 3/1 | at Delaware | 4-9 | L |
| 3/3 | at Virginia | 0-21 | L |
| 3/4 | at Virginia | 1-15 | L |
| 3/5 | at Virginia | 3-14 | L |
| 3/7 | vs. Boston College | 6-2 | W |
| 3/8 | vs. Sacred Heart | 8-6 | W |
| 3/9 | vs. Pittsburgh | 3-9 | L |
| 3/10 | vs. Sacred Heart | 7-6 | W |
| 3/10 | vs. Sacred Heart | 14-6 | W |
| 3/11 | vs. Pittsburgh | 2-14 | L |
| 3/12 | at Rollins | 2-6 | L |
| 3/14 | DELAWARE | 4-14 | L |
| 3/17 | ST. FRANCIS (N.Y.) | 11-7 | W |
| 3/18 | LONG ISLAND | 11-6 | W |
| 3/19 | SAINT PETER'S | 12-1 | W |
| 3/21 | RIDER | 1-7 | L |
| 3/22 | VILLANOVA | 8-15 | L |
| 3/24 | * at Temple | 9-0 | W |
| 3/25 | * at Temple | 0-2 | L |
| 3/26 | * at Temple | 8-5 | W |
| 3/28 | * at Lafayette | 0-3 | L |
| 3/29 | at Penn | 20-9 | W |
| 3/31 | * at La Salle | 4-2 | W |
| 4/1 | * at La Salle | 6-8 | L |
| 4/2 | * at La Salle | 6-9 | L |
| 4/4 | \$ vs. Penn | 1-13 | L |
| 4/7 | * SAINT LOUIS | 3-13 | L |
| 4/9 | * SAINT LOUIS | 2-1 | W |
| 4/9 | * SAINT LOUIS | 3-6 | L |

| | | | |
|------|--------------------|------|---|
| 4/14 | * CHARLOTTE | 2-5 | L |
| 4/15 | * CHARLOTTE | 7-6 | W |
| 4/16 | * CHARLOTTE | 1-11 | L |
| 4/21 | * at Fordham | 8-5 | W |
| 4/22 | * at Fordham | 7-4 | W |
| 4/23 | * at Fordham | 1-8 | L |
| 4/25 | * at Lehigh | 3-12 | L |
| 4/26 | at Villanova | 1-4 | L |
| 4/28 | * at Richmond | 7-9 | L |
| 4/29 | * at Richmond | 6-3 | W |
| 4/30 | * at Richmond | 1-12 | L |
| 5/5 | * DUQUESNE | 5-6 | L |
| 5/6 | * DUQUESNE | 7-8 | L |
| 5/7 | * DUQUESNE | 7-10 | L |
| 5/9 | at Rider | 3-4 | L |
| 5/13 | * at Massachusetts | 13-1 | W |
| 5/15 | * at Massachusetts | 3-12 | L |
| 5/15 | * at Massachusetts | 3-7 | L |
| 5/18 | * XAVIER | 7-8 | L |
| 5/19 | * XAVIER | 5-7 | L |
| 5/20 | * XAVIER | 5-10 | L |

2007 (W 10, L 39)

| | | | |
|------|----------------------|------|---|
| 2/9 | at Norfolk State | 1-3 | L |
| 2/10 | at Norfolk State | 3-4 | L |
| 2/11 | at Norfolk State | 3-4 | L |
| 2/17 | at Elon | 1-11 | L |
| 2/17 | at Elon | 3-10 | L |
| 2/18 | at Elon | 5-8 | L |
| 2/24 | at Georgetown | 2-10 | L |
| 2/24 | at Georgetown | 8-9 | L |
| 3/4 | vs. Michigan State | 1-22 | L |
| 3/5 | vs. Sacred Heart | 3-6 | L |
| 3/6 | vs. Lehigh | 8-2 | W |
| 3/7 | vs. Pittsburgh | 0-6 | L |
| 3/8 | vs. Pittsburgh | 6-13 | L |
| 3/9 | vs. Sacred Heart | 16-7 | W |
| 3/21 | at Delaware | 8-9 | L |
| 3/24 | * at St. Bonaventure | 3-6 | L |
| 3/24 | * at St. Bonaventure | 12-4 | W |
| 3/25 | * at St. Bonaventure | 7-12 | L |
| 3/27 | \$ at Penn | 5-11 | L |
| 3/28 | RIDER | 5-6 | L |
| 3/30 | * DAYTON | 3-6 | L |
| 3/31 | * DAYTON | 3-2 | W |
| 4/1 | * DAYTON | 2-9 | L |
| 4/3 | \$ at Villanova | 0-13 | L |
| 4/5 | * at Charlotte | 0-9 | L |
| 4/6 | * at Charlotte | 0-4 | L |
| 4/7 | * at Charlotte | 0-13 | L |
| 4/11 | at NJIT | 9-3 | W |
| 4/13 | * LA SALLE | 5-6 | L |
| 4/14 | * LA SALLE | 14-1 | W |
| 4/14 | * LA SALLE | 3-4 | L |
| | | | |

ALL-TIME RESULTS

| | | | |
|------|-------------------|-------|---|
| 3/26 | at Rider | 5-8 | L |
| 3/28 | * TEMPLE | 2-13 | L |
| 3/29 | * TEMPLE | 3-0 | W |
| 3/30 | * TEMPLE | 6-9 | L |
| 4/2 | \$ at Penn | 2-6 | L |
| 4/2 | at Penn | 5-16 | L |
| 4/5 | * FORDHAM | 2-9 | L |
| 4/5 | * FORDHAM | 6-4 | W |
| 4/6 | * FORDHAM | 6-3 | W |
| 4/9 | at NJIT | 14-5 | W |
| 4/11 | * at Dayton | 9-4 | W |
| 4/12 | * at Dayton | 4-5 | L |
| 4/12 | * at Dayton | 4-6 | L |
| 4/18 | * at Xavier | 1-3 | L |
| 4/19 | * at Xavier | 10-9 | W |
| 4/20 | * at Xavier | 3-4 | L |
| 4/23 | at Villanova | 3-12 | L |
| 4/25 | * MASSACHUSETTS | 11-4 | W |
| 4/26 | * MASSACHUSETTS | 5-12 | L |
| 4/27 | * MASSACHUSETTS | 4-6 | L |
| 5/2 | * at Rhode Island | 8-9 | L |
| 5/3 | * at Rhode Island | 0-2 | L |
| 5/3 | * at Rhode Island | 1-3 | L |
| 5/6 | RIDER | 8-1 | W |
| 5/10 | * ST. BONAVENTURE | 5-12 | L |
| 5/10 | * ST. BONAVENTURE | 5-4 | W |
| 5/11 | * ST. BONAVENTURE | 11-15 | L |
| 5/13 | NJIT | 4-13 | L |
| 5/15 | * at La Salle | 6-2 | W |
| 5/17 | * at La Salle | 12-13 | L |
| 5/17 | * at La Salle | 6-7 | L |

2009 (W 16, L 30, T 1)

| | | | |
|------|----------------------|-------|---|
| 2/20 | at San Jose State | 0-1 | L |
| 2/20 | at San Jose State | 5-15 | L |
| 2/21 | at San Jose State | 1-5 | L |
| 2/21 | at San Jose State | 4-7 | L |
| 2/27 | at Old Dominion | 10-11 | L |
| 3/7 | vs. NYIT | 7-2 | W |
| 3/8 | vs. Penn State | 7-8 | L |
| 3/9 | vs. Pittsburgh | 5-18 | L |
| 3/10 | at Miami (Fla.) (#6) | 6-11 | L |
| 3/11 | vs. SIU-Edwardsville | 22-12 | W |
| 3/13 | SAINT PETER'S | 7-6 | W |
| 3/14 | MANHATTAN | 14-19 | L |
| 3/15 | NIAGARA | 4-1 | W |
| 3/17 | VILLANOVA | 6-9 | L |
| 3/18 | LEHIGH | 19-19 | T |
| 3/20 | * at La Salle | 3-2 | W |
| 3/21 | * at La Salle | 5-4 | W |
| 3/22 | * at La Salle | 4-3 | W |
| 3/24 | \$ LAFAYETTE | 3-2 | W |
| 3/25 | at Delaware | 4-16 | L |
| 3/27 | C* ST. BONAVENTURE | 2-7 | L |
| 3/28 | C* ST. BONAVENTURE | 1-3 | L |
| 3/28 | C* ST. BONAVENTURE | 5-11 | L |
| 4/4 | * at Fordham | 4-9 | L |
| 4/5 | * at Fordham | 11-5 | W |
| 4/5 | * at Fordham | 6-5 | W |
| 4/7 | \$ DELAWARE | 9-12 | L |
| 4/8 | DELAWARE | 6-4 | W |
| 4/10 | * TEMPLE | 9-4 | W |
| 4/10 | * TEMPLE | 11-6 | W |
| 4/16 | at Lehigh | 8-6 | W |
| 4/17 | * at Massachusetts | 0-3 | L |
| 4/18 | * at Massachusetts | 2-10 | L |
| 4/19 | * at Massachusetts | 9-11 | L |
| 4/24 | * RHODE ISLAND | 8-16 | L |
| 4/25 | * RHODE ISLAND | 7-14 | L |
| 4/26 | * RHODE ISLAND | 1-6 | L |
| 4/29 | at NJIT | 7-10 | L |
| 5/1 | * at Xavier | 6-9 | L |
| 5/2 | * at Xavier | 5-7 | L |
| 5/3 | * at Xavier | 6-8 | L |
| 5/8 | * at Charlotte | 9-11 | L |
| 5/9 | * at Charlotte | 14-5 | W |
| 5/10 | * at Charlotte | 6-9 | L |
| 5/14 | C* GEORGE WASHINGTON | 5-4 | W |
| 5/15 | C* GEORGE WASHINGTON | 2-4 | L |
| 5/16 | C* GEORGE WASHINGTON | 2-4 | L |

2010 (W 18, L 29)

| | | | |
|------|---------------------|-------|---|
| 2/26 | at The Citadel | 5-10 | L |
| 2/27 | vs. Radford | 2-11 | L |
| 2/28 | vs. Marshall | 2-10 | L |
| 3/5 | at New Mexico State | 1-33 | L |
| 3/6 | at New Mexico State | 10-12 | L |
| 3/6 | at New Mexico State | 4-15 | L |
| 3/7 | at New Mexico State | 35-16 | W |
| 3/10 | at Arizona | 3-17 | L |
| 3/10 | at Arizona | 2-12 | L |
| 3/17 | LEHIGH | 6-2 | W |
| 3/19 | PITTSBURGH | 1-14 | L |
| 3/20 | YOUNGSTOWN STATE | 5-9 | L |
| 3/21 | MARIST | 8-6 | W |

| | | | |
|------|----------------------|-------|---|
| 3/24 | SAINT PETER'S | 4-2 | W |
| 3/27 | * MASSACHUSETTS | 9-6 | W |
| 3/27 | * MASSACHUSETTS | 1-0 | W |
| 3/28 | * MASSACHUSETTS | 1-8 | L |
| 3/31 | \$ at Penn | 4-16 | L |
| 4/1 | * SAINT LOUIS | 17-8 | W |
| 4/1 | * SAINT LOUIS | 3-7 | L |
| 4/2 | * SAINT LOUIS | 9-8 | W |
| 4/6 | \$ LAFAYETTE | 6-1 | W |
| 4/9 | * at Duquesne | 5-10 | L |
| 4/10 | * at Duquesne | 9-3 | W |
| 4/11 | * at Duquesne | 9-2 | W |
| 4/13 | at Temple | 2-3 | L |
| 4/14 | at Delaware | 8-9 | L |
| 4/16 | * at St. Bonaventure | 8-10 | L |
| 4/18 | * at St. Bonaventure | 10-1 | W |
| 4/18 | * at St. Bonaventure | 1-11 | L |
| 4/23 | * LA SALLE | 10-6 | W |
| 4/24 | * LA SALLE | 2-1 | W |
| 4/24 | * LA SALLE | 10-5 | W |
| 4/27 | at Rider | 0-10 | L |
| 4/28 | VILLANOVA | 0-4 | L |
| 4/30 | * at Richmond | 2-7 | L |
| 5/1 | * at Richmond | 10-16 | L |
| 5/2 | * at Richmond | 18-9 | W |
| 5/7 | * FORDHAM | 9-6 | W |
| 5/8 | * FORDHAM | 3-19 | L |
| 5/9 | * FORDHAM | 5-4 | W |
| 5/14 | * at Dayton | 1-6 | L |
| 5/15 | * at Dayton | 8-9 | L |
| 5/16 | * at Dayton | 1-5 | L |
| 5/20 | * XAVIER | 1-18 | L |
| 5/21 | * XAVIER | 2-3 | L |
| 5/22 | * XAVIER | 2-3 | L |

2011 (W 21, L 31)

| | | | |
|------|------------------------|-------|---|
| 2/18 | at Old Dominion | 5-7 | L |
| 2/19 | at Old Dominion | 4-10 | L |
| 2/20 | at Old Dominion | 7-5 | W |
| 2/21 | at Old Dominion | 11-7 | W |
| 2/25 | at Texas-San Antonio | 11-10 | W |
| 2/26 | at Texas-San Antonio | 3-0 | W |
| 2/26 | at Texas-San Antonio | 0-6 | L |
| 2/27 | at Texas-San Antonio | 1-5 | L |
| 3/2 | at Delaware | 9-3 | W |
| 3/5 | at UNC-Wilmington | 1-3 | L |
| 3/7 | vs. Holy Cross | 3-16 | L |
| 3/8 | at UNC-Wilmington | 2-4 | L |
| 3/9 | at Elon | 2-11 | L |
| 3/11 | IONA | 3-4 | L |
| 3/12 | CORNELL | 3-9 | L |
| 3/13 | MOUNT ST. MARY'S | 3-2 | W |
| 3/15 | VILLANOVA | 11-7 | W |
| 3/18 | NYIT | 6-8 | L |
| 3/19 | MANHATTAN | 7-10 | L |
| 3/20 | FAIRFIELD | 2-7 | L |
| 3/25 | * SAINT LOUIS | 9-0 | W |
| 3/26 | * SAINT LOUIS | 7-4 | W |
| 3/27 | * SAINT LOUIS | 1-2 | L |
| 3/29 | \$ at Lehigh | 3-4 | L |
| 4/1 | * at George Washington | 5-6 | L |
| 4/2 | * at George Washington | 9-5 | W |
| 4/3 | * at George Washington | 3-6 | L |
| 4/5 | \$ TEMPLE | 4-3 | W |
| 4/9 | * CHARLOTTE | 2-9 | L |
| 4/10 | * CHARLOTTE | 0-11 | L |
| 4/10 | * CHARLOTTE | 1-11 | L |
| 4/13 | LAFAYETTE | 7-1 | W |
| 4/15 | * at Rhode Island | 5-4 | W |
| 4/16 | * at Rhode Island | 6-8 | L |
| 4/17 | * at Rhode Island | 0-9 | L |
| 4/20 | DELAWARE | 3-5 | L |
| 4/22 | * DAYTON | 8-4 | W |
| 4/23 | * DAYTON | 1-3 | L |
| 4/24 | * DAYTON | 1-6 | L |
| 4/26 | at Maryland | 1-4 | L |
| 4/30 | at Wagner | 1-4 | L |
| 4/30 | at Wagner | 0-5 | L |
| 5/6 | * at Fordham | 9-5 | W |
| 5/7 | * at Fordham | 2-3 | L |
| 5/8 | * at Fordham | 4-7 | L |
| 5/10 | LA SALLE | 6-2 | W |
| 5/13 | * at Temple | 4-1 | W |
| 5/14 | * at Temple | 9-5 | W |
| 5/14 | * at Temple | 4-1 | W |
| 5/19 | * RICHMOND | 11-7 | W |
| 5/20 | * RICHMOND | 2-7 | L |
| 5/21 | * RICHMOND | 10-4 | W |

2012 (W 25, L 32)

| | | | |
|------|-------------------------|------|---|
| 2/17 | vs. Bryant | 1-4 | L |
| 2/18 | vs. Monmouth | 1-7 | L |
| 2/18 | vs. Canisius | 10-2 | W |
| 2/24 | at East Tennessee State | 4-12 | L |
| 2/25 | at East Tennessee State | 2-3 | L |

| | | | |
|------|-------------------------|------|---|
| 2/26 | at East Tennessee State | 3-4 | L |
| 3/3 | at Washington | 0-1 | L |
| 3/3 | at Washington | 1-9 | L |
| 3/4 | at Washington | 1-2 | L |
| 3/4 | at Washington | 0-6 | L |
| 3/6 | at Seattle | 3-4 | L |
| 3/7 | at Seattle | 0-1 | L |
| 3/9 | IONA | 5-1 | W |
| 3/10 | CENTRAL CONNECTICUT | 0-4 | L |
| 3/11 | MD. EASTERN SHORE | 6-3 | W |
| 3/13 | VILLANOVA | 7-10 | L |
| 3/16 | BINGHAMTON | 0-7 | L |
| 3/17 | BUFFALO | 5-2 | W |
| 3/18 | SAINT PETER'S | 1-5 | L |
| 3/20 | LEHIGH | 3-6 | L |
| 3/23 | BUCKNELL | 3-4 | L |
| 3/24 | BUCKNELL | 3-4 | L |
| 3/24 | BUCKNELL | 2-1 | W |
| 3/25 | BUCKNELL | 7-1 | W |
| 3/27 | \$ at Temple | 4-1 | W |
| 3/30 | * RHODE ISLAND | 3-2 | W |
| 4/17 | * RHODE ISLAND | 4-5 | L |
| 4/1 | * RHODE ISLAND | 1-15 | L |
| 4/3 | \$ DELAWARE | 3-2 | W |
| 4/5 | * at Saint Louis | 3-2 | W |
| 4/6 | * at Saint Louis | 5-3 | W |
| 4/7 | * at Saint Louis | 10-4 | W |
| 4/11 | DELAWARE | 7-2 | W |
| 4/13 | * MASSACHUSETTS | 6-0 | W |
| 4/14 | * MASSACHUSETTS | 11-5 | W |
| 4/15 | * MASSACHUSETTS | 2-3 | L |
| 4/17 | \$ vs. Penn. | 6-3 | W |
| 4/20 | * at Charlotte | 8-7 | W |
| 4/21 | * at Charlotte | 2-7 | L |
| 4/24 | RIDER | 5-7 | L |
| 4/27 | * at St. Bonaventure | 7-2 | W |
| 4/28 | * at St. Bonaventure | 1-4 | L |
| 4/29 | * at St. Bonaventure | 7-3 | W |
| 5/4 | * GEORGE WASHINGTON | 5-4 | W |
| 5/5 | * GEORGE WASHINGTON | 4-0 | W |
| 5/6 | * GEORGE WASHINGTON | 1-2 | L |
| 5/8 | at Seton Hall | 3-4 | L |
| 5/11 | * LA SALLE | 4-2 | W |
| 5/12 | * LA SALLE | 4-12 | L |
| 5/13 | * LA SALLE | 1-5 | L |
| 5/17 | * at Xavier | 3-7 | L |
| 5/18 | * at Xavier | 5-1 | W |
| 5/19 | * at Xavier | 4-5 | L |
| 5/23 | vs. Rhode Island | 3-0 | W |
| 5/24 | vs. Dayton | 3-4 | L |
| 5/25 | vs. Rhode Island | 3-2 | W |
| 5/25 | vs. Saint Louis | 0-6 | L |

2013 (W 26, L 26)

| | | | |
|------|---------------------------|-------|---|
| 2/15 | at Stetson | 5-2 | W |
| 2/16 | at Stetson | 5-4 | W |
| 2/17 | at Stetson | 6-7 | L |
| 2/22 | at VCU | 0-1 | L |
| 2/23 | at VCU | 2-3 | L |
| 2/24 | at VCU | 0-2 | L |
| 3/1 | at Mississippi State (#5) | 0-10 | L |
| 3/2 | at Mississippi State (#5) | 1-4 | L |
| 3/3 | at Mississippi State (#5) | 2-3 | L |
| 3/3 | at Mississippi State (#5) | 0-2 | L |
| 3/5 | at UAB | 3-11 | L |
| 3/6 | at UAB | 1-2 | L |
| 3/9 | CENTRAL CONNECTICUT | 9-4 | W |
| 3/9 | CENTRAL CONNECTICUT | 2-1 | W |
| 3/10 | IONA | 14-3 | W |
| 3/12 | VILLANOVA | 12-10 | W |
| 3/15 | MARIST | 4-6 | L |
| 3/16 | WAGNER | 14-5 | W |
| 3/17 | WAGNER | 6-5 | W |
| 3/22 | * at Temple | 8-3 | W |
| 3/23 | * at Temple | 10-6 | W |
| 3/24 | * at Temple | 1-11 | L |
| 3/27 | \$ at Delaware | 3-17 | L |
| 3/28 | * FORDHAM | 11-1 | W |
| 3/29 | * FORDHAM | 6-2 | W |
| 3/30 | * FORDHAM | 3-4 | L |
| 4/2 | \$ LEHIGH | 7-10 | L |
| 4/3 | at Bucknell | 4-2 | W |
| 4/5 | ST. BONAVENTURE | 8-4 | W |
| 4/6 | ST. BONAVENTURE | 5-6 | L |
| 4/7 | ST. BONAVENTURE | 7-3 | W |
| 4/9 | at Delaware State | 8-1 | W |
| 4/12 | * LA SALLE | 12-1 | W |
| 4/13 | * LA SALLE | 2-10 | L |
| 4/14 | * LA SALLE | 4-7 | L |
| 4/19 | * at Richmond | 9-7 | W |
| 4/20 | * at Richmond | 7-3 | W |
| 4/21 | * at Richmond | 1-2 | L |
| 4/24 | DELAWARE | 12-11 | W |
| 4/26 | * at Massachusetts | 7-4 | W |
| 4/27 | * at Massachusetts | 4-10 | L |

| | | | |
|------|--------------------|-------|---|
| 4/28 | * at Massachusetts | 10-5 | W |
| 4/30 | at Rider | 6-3 | W |
| 5/3 | * XAVIER | 2-1 | W |
| 5/4 | * XAVIER | 4-6 | L |
| 5/5 | * XAVIER | 2-0 | W |
| 5/10 | * at Saint Louis | 3-2 | W |
| 5/11 | * at Saint Louis | 6-12 | L |
| 5/12 | * at Saint Louis | 10-11 | L |
| 5/16 | * RHODE ISLAND | 1-4 | L |
| 5/17 | * RHODE ISLAND | 8-13 | L |
| 5/18 | * RHODE ISLAND | 5-10 | L |

2014 (W 35, L 16)

| | | | |
|--------|------------------------|------|---|
| 2/21 | vs. Kentucky | 2-16 | L |
| 2/22 | vs. St. John's | 4-3 | W |
| 2/23 | at Old Dominion | 1-16 | L |
| 2/28 | at Elon | 5-8 | L |
| 3/1 | vs. Gardner-Webb | 5-4 | W |
| 3/2 | vs. High Point | 4-1 | W |
| 3/7 | VILLANOVA | 2-8 | L |
| 3/8 | NIAGARA | 8-0 | W |
| 3/9 | TEMPLE | 11-3 | W |
| 3/12 | vs. Georgetown | 4-5 | L |
| 3/14 | vs. Georgetown | 3-2 | W |
| 3/15 | vs. Georgetown | 15-0 | W |
| 3/16 | vs. Iowa | 7-9 | L |
| 3/19 | MONMOUTH | 14-4 | W |
| 3/21 | * at George Washington | 13-1 | W |
| 3/22 | * at George Washington | 3-1 | W |
| 3/23 | * at George Washington | 3-4 | L |
| 3/28 | * ST. BONAVENTURE | 16-3 | W |
| 3/30 | * ST. BONAVENTURE | 15-3 | W |
| 4/1 | \$ at Villanova | 8-6 | W |
| 4/2 | VILLANOVA | 9-6 | W |
| 4/4 | * at VCU | 3-10 | L |
| 4/5 | * at VCU | 6-2 | W |
| 4/6 | * at VCU | 1-5 | L |
| 4/8 | \$ at Penn | 4-2 | W |
| 4/11 | * at Fordham | 13-1 | W |
| 4/12 | * at Fordham | 17-3 | W |
| 4/13 | * at Fordham | 4-3 | W |
| 4/17 | * DAYTON | 1-6 | L |
| 4/18 | * DAYTON | 3-2 | W |
| 4/19 | * DAYTON | 10-2 | W |
| 4/22 | \$ vs. La Salle | 10-3 | W |
| 4/23 | at Villanova | 7-6 | W |
| 4/25 | * at La Salle | 6-4 | W |
| 4/26 | * at La Salle | 12-2 | W |
| 4/27 | * at La Salle | 13-7 | W |
| 4/29</ | | | |

ALL-TIME RESULTS

| | | |
|---------------------------|-------|---|
| 4/18 * VCU | 2-4 | L |
| 4/19 * VCU | 5-1 | W |
| 4/21 at Villanova | 9-8 | W |
| 4/22 at Delaware | 7-6 | W |
| 4/24 * at Dayton | 7-6 | W |
| 4/25 * at Dayton | 4-5 | L |
| 4/26 * at Dayton | 14-3 | W |
| 4/28 at Rider | 4-6 | L |
| 4/29 at Monmouth | 0-7 | L |
| 5/1 * LA SALLE | 9-8 | W |
| 5/2 * LA SALLE | 4-5 | L |
| 5/3 * LA SALLE | 5-4 | W |
| 5/5 DELAWARE | 8-10 | L |
| 5/8 * at St. Bonaventure | 14-3 | W |
| 5/9 * at St. Bonaventure | 1-4 | L |
| 5/10 * at St. Bonaventure | 13-2 | W |
| 5/12 VILLANOVA | 5-6 | L |
| 5/14 * SAINT LOUIS | 6-3 | W |
| 5/15 * SAINT LOUIS | 10-13 | L |
| 5/16 * SAINT LOUIS | 8-14 | L |

2016 (W 31, L 23)

| | | |
|---------------------------|------|---|
| 2/26 vs. #15 Michigan | 1-5 | L |
| 2/26 vs. UC Davis | 10-8 | W |
| 2/27 at Santa Clara | 11-9 | W |
| 2/28 vs. Utah Valley | 6-5 | W |
| 3/4 at South Florida | 3-13 | L |
| 3/5 at South Florida | 3-7 | L |
| 3/6 at South Florida | 8-7 | W |
| 3/8 at Florida Atlantic | 0-1 | L |
| 3/9 at Florida Atlantic | 1-4 | L |
| 3/11 vs. Western Michigan | 17-8 | W |
| 3/12 vs. Michigan State | 7-8 | L |
| 3/13 vs. Central Michigan | 5-2 | W |
| 3/18 SACRED HEART | 5-6 | L |
| 3/19 CANISIUS | 1-2 | L |
| 3/19 CANISIUS | 3-4 | L |
| 3/22 VILLANOVA | 8-3 | W |
| 3/24 * at Richmond | 7-3 | W |
| 3/25 * at Richmond | 2-4 | L |
| 3/26 * at Richmond | 6-5 | W |
| 3/29 \$ at Lafayette | 9-4 | W |
| 3/30 BUCKNELL | 6-5 | W |
| 4/1 * DAVIDSON | 0-3 | L |
| 4/2 * DAVIDSON | 7-8 | L |
| 4/3 * DAVIDSON | 10-1 | W |
| 4/6 \$ VILLANOVA | 8-0 | W |
| 4/8 at Rutgers | 1-11 | L |
| 4/10 RUTGERS | 4-6 | L |
| 4/13 at Monmouth | 7-3 | W |
| 4/15 * at Massachusetts | 3-1 | W |
| 4/16 * at Massachusetts | 6-1 | W |
| 4/17 * at Massachusetts | 17-7 | W |
| 4/19 at Delaware | 9-4 | W |
| 4/22 * at Saint Louis | 3-2 | W |
| 4/23 * at Saint Louis | 3-2 | W |
| 4/24 * at Saint Louis | 6-22 | L |
| 4/27 \$ vs. Rider | 5-3 | W |
| 4/29 * RHODE ISLAND | 2-4 | L |
| 4/30 * RHODE ISLAND | 1-5 | L |
| 5/1 * RHODE ISLAND | 8-3 | W |
| 5/3 DELAWARE | 2-11 | L |
| 5/7 * at La Salle | 10-2 | W |
| 5/7 * at La Salle | 2-3 | L |
| 5/8 * at La Salle | 14-2 | W |
| 5/11 MONMOUTH | 14-2 | W |
| 5/13 * FORDHAM | 7-6 | W |
| 5/14 * FORDHAM | 14-3 | W |
| 5/15 * FORDHAM | 10-0 | W |
| 5/19 * ST. BONAVENTURE | 4-1 | W |
| 5/20 * ST. BONAVENTURE | 0-2 | L |
| 5/20 * ST. BONAVENTURE | 2-7 | L |
| 5/25 + vs. Davidson | 4-8 | L |
| 5/26 + at Fordham | 7-6 | W |
| 5/27 + vs. VCU | 13-1 | W |
| 5/27 + vs. Davidson | 4-6 | L |

2017 (W 21, L 25)

| | | |
|--------------------------|------|---|
| 2/18 at Pepperdine | 0-8 | L |
| 2/18 at Pepperdine | 5-7 | L |
| 2/19 at Pepperdine | 5-9 | L |
| 2/24 vs. Kentucky | 9-16 | L |
| 2/25 vs. Delaware | 8-10 | L |
| 2/26 at Old Dominion | 6-7 | L |
| 3/3 at Stetson | 2-6 | L |
| 3/4 vs. Western Michigan | 2-9 | L |
| 3/5 vs. Connecticut | 0-11 | L |
| 3/8 at Maryland | 5-11 | L |
| 3/10 at William & Mary | 3-2 | W |
| 3/11 vs. Yale | 9-13 | L |
| 3/21 VILLANOVA | 9-1 | W |
| 3/24 BRYANT | 5-1 | W |
| 3/25 BRYANT | 4-1 | W |
| 3/26 BRYANT | 5-4 | W |
| 3/29 \$ VILLANOVA | 3-7 | L |

| | | |
|-----------------------------|------|---|
| 3/31 * at Davidson | 7-10 | L |
| 4/1 * at Davidson | 7-1 | W |
| 4/2 * at Davidson | 3-5 | L |
| 4/4 \$ LAFAYETTE | 11-1 | W |
| 4/7 * GEORGE MASON | 1-4 | L |
| 4/8 * GEORGE MASON | 5-2 | W |
| 4/9 * GEORGE MASON | 5-2 | W |
| 4/11 at Villanova | 6-5 | W |
| 4/13 * at Fordham | 3-4 | L |
| 4/14 * at Fordham | 0-5 | L |
| 4/15 * at Fordham | 1-2 | L |
| 4/18 at Delaware | 6-11 | L |
| 4/21 * RICHMOND | 2-10 | L |
| 4/23 * RICHMOND | 2-1 | W |
| 4/23 * RICHMOND | 1-0 | W |
| 4/26 at Rider | 13-5 | W |
| 4/28 * at VCU | 6-7 | L |
| 4/29 * at VCU | 8-6 | W |
| 4/30 * at VCU | 4-5 | L |
| 5/2 DELAWARE | 7-6 | W |
| 5/6 * LA SALLE | 3-5 | L |
| 5/6 * LA SALLE | 3-2 | W |
| 5/7 * LA SALLE | 1-5 | L |
| 5/12 * DAYTON | 4-1 | W |
| 5/12 * DAYTON | 7-1 | W |
| 5/14 * DAYTON | 6-4 | W |
| 5/18 * at George Washington | 11-3 | W |
| 5/19 * at George Washington | 9-5 | W |
| 5/20 * at George Washington | 1-5 | L |

2018 (W 21, L 27)

| | | |
|-------------------------------|------|---|
| 2/23 at Portland | 0-8 | L |
| 2/24 at Portland | 1-6 | L |
| 2/24 at Portland | 2-9 | L |
| 2/25 at Portland | 9-8 | W |
| 3/2 vs. Missouri State | 6-3 | W |
| 3/3 vs. Pepperdine | 2-11 | L |
| 3/4 at East Carolina | 0-9 | L |
| 3/9 vs. Florida International | 3-2 | W |
| 3/10 vs. Western Michigan | 5-8 | L |
| 3/10 vs. Georgetown | 4-3 | W |
| 3/11 vs. Georgetown | 1-4 | L |
| 3/13 vs. Notre Dame | 10-8 | W |
| 3/14 vs. Notre Dame | 6-4 | W |
| 3/16 WAGNER | 1-11 | L |
| 3/17 SACRED HEART | 13-1 | W |
| 3/18 MANHATTAN | 6-3 | W |
| 3/23 * SAINT LOUIS | 1-4 | L |
| 3/24 * SAINT LOUIS | 3-7 | L |
| 3/25 * SAINT LOUIS | 0-10 | L |
| 3/27 \$ PENN | 7-4 | W |
| 3/29 * at La Salle | 5-1 | W |
| 3/30 * at La Salle | 12-3 | W |
| 3/31 * at La Salle | 2-10 | L |
| 4/4 \$ LAFAYETTE | 1-9 | L |
| 4/6 * at St. Bonaventure | 4-3 | W |
| 4/10 at Villanova | 6-4 | W |
| 4/11 VILLANOVA | 2-3 | L |
| 4/13 * DAVIDSON | 6-18 | L |
| 4/14 * DAVIDSON | 6-3 | W |
| 4/14 * DAVIDSON | 3-7 | L |
| 4/18 at Delaware | 5-8 | L |
| 4/20 * at Rhode Island | 1-2 | L |
| 4/21 * at Rhode Island | 1-2 | L |
| 4/22 * at Rhode Island | 3-7 | L |
| 4/24 at Lehigh | 10-2 | W |
| 4/25 RIDER | 4-3 | W |
| 4/27 * FORDHAM | 1-11 | L |
| 4/28 * FORDHAM | 7-8 | L |
| 4/29 * FORDHAM | 1-4 | L |
| 5/1 DELAWARE | 2-10 | L |
| 5/5 at NJIT | 8-1 | W |
| 5/6 NJIT | 3-0 | W |
| 5/11 * at George Mason | 4-5 | L |
| 5/12 * at George Mason | 3-1 | W |
| 5/13 * at George Mason | 0-2 | L |
| 5/17 * MASSACHUSETTS | 1-7 | L |
| 5/18 * MASSACHUSETTS | 3-1 | W |
| 5/19 * MASSACHUSETTS | 6-4 | W |

ALL-TIME RECORD BY OPPONENT

| OPPONENT | W-L-T | FIRST MET | LAST MET | OPPONENT | W-L-T | FIRST MET | LAST MET |
|----------------------------|----------------------|----------------------|-------------|--------------------------|----------------------|-------------|-------------|
| Adrian | 1-0 | 1982 | 1982 | Maryland | 0-3 | 2002 | 2017 |
| Akron | 1-0 | 1998 | 1998 | Md. Baltimore County | 2-0 | 1998 | 1998 |
| Alabama A&M | 1-0 | 2001 | 2001 | Md. Eastern Shore | 10-2 | 1994 | 2012 |
| UAB | 0-2 | 2013 | 2013 | Massachusetts | 29-69 | 1984 | 2018 |
| Albany | 1-0 | 2005 | 2005 | Merchury | 1-0 | 1992 | 1992 |
| Albright | 14-6 | 1949 | 1973 | Miami (Fla.) | 0-14 | 1974 | 2009 |
| Allentown | 1-0 | 1991 | 1991 | Michigan | 0-1 | 2016 | 2016 |
| Alma | 2-0 | 1982 | 1982 | Millersville | 0-2 | 2007 | 2016 |
| American | 19-7-1 | 1968 | 1992 | Mississippi State | 2-6 | 1988 | 1991 |
| Arizona | 0-2 | 1990 | 1994 | Missouri State | 0-4 | 2013 | 2013 |
| Army West Point | 0-2 | 2010 | 2010 | Missouri State | 1-0 | 2018 | 2018 |
| Ball State | First Meeting | First Meeting | | Monmouth | 6-4 | 1995 | 2016 |
| Beaver | 6-1 | 1988 | 1991 | Montclair State | 2-2 | 1987 | 1991 |
| Belmont | 1-2 | 1987 | 1987 | Moravian | 0-6 | 1954 | 1962 |
| Bethel | 2-1 | 1987 | 1989 | Mount St. Mary's | 1-2 | 1948 | 2011 |
| Bethune-Cookman | 7-12 | 1993 | 2005 | Muhlenberg | 4-7 | 1948 | 1963 |
| Binghamton | 0-1 | 2012 | 2012 | NJIT | 4-3 | 2007 | 2018 |
| Biscayne | 2-5 | 1974 | 1980 | New Mexico State | 1-3 | 2010 | 2010 |
| Bloomfield | 2-0 | 2001 | 2001 | NYIT | 1-1 | 2009 | 2011 |
| Boston College | 7-3 | 1989 | 2006 | Niagara | 3-0 | 1981 | 2014 |
| Bradley | 0-1 | 1988 | 1988 | Norfolk State | 0-3 | 2007 | 2007 |
| Bryant | 3-2 | 2012 | 2017 | UNC-Wilmington | 0-2 | 2011 | 2011 |
| Bucknell | 6-4 | 1963 | 2016 | Northern Carolina State | 0-3 | 2002 | 2002 |
| Buffalo | 2-0 | 1980 | 2012 | Northeastern | 1-0 | 2015 | 2015 |
| Butler | 0-1 | 1993 | 1993 | Northwestern Iowa | 0-2 | 1999 | 2000 |
| C.W. Post | 0-1 | 1992 | 1992 | Notre Dame | 2-0 | 2018 | 2018 |
| California (Pa.) | 1-0 | 1983 | 1983 | Oberlin | 1-0 | 1973 | 1973 |
| UC-Davis | 1-0 | 2016 | 2016 | Old Dominion | 2-14 | 1994 | 2017 |
| Canisius | 1-2 | 2012 | 2016 | Pace | 1-3 | 1986 | 1995 |
| Carson-Newman | 0-1 | 1983 | 1983 | Penn State | 2-8 | 1971 | 2009 |
| Castleton State | 3-0 | 1965 | 1968 | Penn | 28-31-1 | 1947 | 2018 |
| Central Connecticut | 2-1 | 2012 | 2013 | Pennsylvania Military | 17-9 | 1946 | 1971 |
| Central Florida | 2-9 | 1983 | 2005 | Pepperdine | 0-4 | 2017 | 2018 |
| Central Michigan | 1-0 | 2016 | 2016 | Philadelphia Textile | 21-16 | 1967 | 1998 |
| Charlotte | 3-13 | 2002 | 2012 | Pittsburgh | 3-10 | 1988 | 2010 |
| Chicago State | 1-0 | 1988 | 1988 | Portland | 1-3 | 2018 | 2018 |
| The Citadel | 0-1 | 2010 | 2010 | Princeton | 0-4 | 1999 | 2000 |
| Connecticut | 0-1 | 2017 | 2017 | Providence | 0-1 | 1983 | 1983 |
| Coppin State | 6-2 | 1998 | 2005 | Rhode Island | 38-64-1 | 1983 | 2018 |
| Cornell | 0-3 | 2004 | 2011 | Richmond | 15-18 | 1994 | 2017 |
| Cortland State | 1-0 | 1993 | 1993 | Rider | 19-40 | 1946 | 2018 |
| Creighton | 1-0 | 1984 | 1984 | RIT | 1-0 | 1982 | 1982 |
| Dartmouth | First Meeting | First Meeting | | Rochester | 1-0 | 2000 | 2000 |
| Davidson | 3-8 | 2016 | 2018 | Rollins | 0-4 | 1984 | 2008 |
| Dayton | 16-20 | 1977 | 2017 | Rutgers | 10-38 | 1983 | 2016 |
| Delaware | 25-47 | 1962 | 2018 | Rutgers-Newark | 2-0 | 1949 | 2002 |
| Delaware State | 6-3 | 1991 | 2013 | Rutgers-South Jersey | 4-2 | 1957 | 1962 |
| Delaware Valley | 1-0 | 2001 | 2001 | Sacred Heart | 5-2 | 2006 | 2018 |
| Drexel | 45-30-1 | 1949 | 2003 | St. Bonaventure | 31-40 | 1984 | 2018 |
| Duquesne | 15-14 | 1992 | 2010 | St. Francis | 1-0 | 2006 | 2006 |
| East Carolina | 0-1 | 2018 | 2018 | St. John's | 2-2 | 1951 | 2014 |
| East Tennessee State | 1-3 | 1997 | 2012 | St. Joseph's (Ind.) | 1-0 | 1992 | 1992 |
| Eastern | 3-1 | 1990 | 1991 | St. Lawrence | 1-0 | 1990 | 1990 |
| Eckerd | 0-1 | 1988 | 1988 | St. Leo | 0-1 | 1990 | 1990 |
| Elon | 0-5 | 2007 | 2014 | Saint Louis | 13-16 | 2006 | 2018 |
| Elizabethtown | 6-3 | 1951 | 1989 | Saint Peter's | 6-4 | 1950 | 2015 |
| Fairfield | 1-2 | 2005 | 2011 | San Jose State | 0-4 | 2009 | 2009 |
| Flagler | 0-2 | 1985 | 1986 | Santa Clara | 1-0 | 2016 | 2016 |
| Florida | 0-2 | 1995 | 1998 | Scranton | 2-2 | 1946 | 1950 |
| Florida Atlantic | 0-2 | 2016 | 2016 | Seattle | 0-2 | 2012 | 2012 |
| Florida International | 8-15 | 1974 | 2018 | Seton Hall | 2-9 | 1949 | 2015 |
| Florida Southern | 0-2 | 1984 | 1993 | Shippensburg | 1-0 | 1983 | 1983 |
| Florida State | 0-9 | 1998 | 2005 | Sienna | 0-1 | 1997 | 1997 |
| Florida Tech | 1-0 | 1985 | 1985 | USC Upstate | 0-3 | 2015 | 2015 |
| Fordham | 31-28-1 | 1996 | 2018 | South Florida | 1-4 | 1999 | 2016 |
| Franklin & Marshall | 19-6 | 1951 | 1977 | Southeast Missouri State | 1-0 | 1993 | 1993 |
| Frostburg State | 1-0 | 1968 | 1968 | SIU-Edwardsville | 1-0 | 2009 | 2009 |
| Gardner-Webb | 1-0 | 2014 | 2014 | Spring Garden | 1-1 | 1979 | 1980 |
| Geneva | 1-0 | 1989 | 1989 | Stetson | 4-18 | 1986 | 2017 |
| George Mason | 7-6 | 2014 | 2018 | Swarthmore | 13-4 | 1947 | 1986 |
| George Washington | 18-31 | 1993 | 2017 | Temple | 53-107-2 | 1947 | 2014 |
| Georgetown | 14-19-1 | 1946 | 2018 | Texas-San Antonio | 2-2 | 2011 | 2011 |
| Georgia Southern | 0-3 | 2006 | 2006 | Tiffin | 1-0 | 1998 | 1998 |
| Gettysburg | 7-6 | 1962 | 1987 | Towson | 1-4-1 | 2002 | 2004 |
| Glassboro State | 10-6-1 | 1966 | 1992 | Trenton State | 2-2-1 | 1976 | 1985 |
| Gwynedd Mercy | 1-0 | 2000 | 2000 | Tulane | 0-3 | 2003 | 2003 |
| Harvard | First Meeting | First Meeting | | Upsala | 1-0 | 1990 | 1990 |
| Haverford | 47-5 | 1947 | 2002 | Ursinus | 1-1 | 1966 | 1967 |
| Heidelberg | 3-0 | 1982 | 1991 | Utah Valley | 1-0 | 2016 | 2016 |
| High Point | 1-0 | 2014 | 2014 | Vanderbilt | 0-6 | 1984 | 1994 |
| Hofstra | 22-6 | 1965 | 1982 | Villanova | 44-85-4 | 1954 | 2018 |
| Holy Cross | 2-4 | 1977 | 2011 | Virginia | 0-3 | 2006 | 2006 |
| Howard | 0-1 | 1977 | 1977 | VCU | 5-28 | 1998 | 2017 |
| Illinois State | 1-1 | 1984 | 2015 | First Meeting | First Meeting | | |
| Illinois-Chicago | 2-2 | 1994 | 1995 | Virginia Tech | 0-3 | 1999 | 1999 |
| Indiana | 0-3 | 1985 | 2015 | Wabash | 0-1 | 1985 | |